



2013-2014 COLORADO MEN'S BASKETBALL



Andrew Green | Assistant Director Sports Information
357 UCB | Fieldhouse Annex 50 | Office: 303-492-3812 | Cell: 720-470-9780
andrew.green@colorado.edu | www.CUBuffs.com | @CUBuffs

GAME #20

at 1/1 Arizona Wildcats (18-0, 5-0 Pac-12)

Thursday, Jan. 23, 7:00 p.m. (MST)

Arena: McKale Center (14,545)

Television: ESPN2

Announcers: Dave Pasch, Bill Walton

850 KOA: Mark Johnson, Scott Wilke

Satellite Radio: Sirius: 91; XM 91 (UA Broadcast)

CU vs. Arizona: CU leads the all-time series, 11-8, however, Arizona leads at the McKale Center, 4-2. CU has not won at the McKale Center since Dec. 3, 1960 (54 years). Coach Boyle is 3-3 against Arizona in the Pac-12. UA has not won back-to-back games in two successive seasons against CU since 1973 and 1974.

2013-2014 SCHEDULE (15-4, 4-2 Pac-12)

Date	Opponent (TV)	Time/Result
Fri. Nov. 8	#vs. 25/RV Baylor (ROOT)	L, 60-72
Sun. Nov. 10	UT MARTIN (P12N)	W, 91-65
Wed. Nov. 13	WYOMING (P12N)	W, 63-58
Sat. Nov. 16	JACKSON STATE (P12N)	W, 94-70
Mon. Nov. 18	ARKANSAS STATE (P12N)	W, 93-70
Thu. Nov. 21	SANTA BARBARA (P12N)	W, 76-68
Sun. Nov. 24	RV/RV HARVARD (ESPNU)	W, 70-62
Sat. Nov. 30	at Air Force (MWN)	W, 81-57
Tue. Dec. 3	at Colorado State (ESPN3)	W, 67-62
Sat. Dec. 7	6/7 KANSAS (ESPN2)	W, 75-72
Fri. Dec. 13	ELON (P12N)	W, 80-63
Sat. Dec. 21	^vs. 7/7 Oklahoma St. (ESPN2)	L, 73-78
Sat. Dec. 28	GEORGIA (P12N)	W, 84-70
Thu. Jan. 2	*OREGON STATE (ESPNU)	W, 64-58
Sun. Jan. 5	*10/9 OREGON (FS1)	W, 100-91
Wed. Jan. 8	*%at Washington St. (P12N)	W, 71-70 (ot)
Sun. Jan. 12	*at Washington (FS1)	L, 54-71
Thu. Jan. 16	*25/25 UCLA (P12N)	L, 56-69
Sat. Jan. 18	*USC (FS1)	W, 83-62
Thu. Jan. 23	*at 1/1 Arizona (ESPN2)	7:00 p.m.
Sat. Jan. 25	*at Arizona State (P12N)	5:00 p.m.
Sat. Feb. 1	*UTAH (P12N)	Noon
Wed. Feb. 5	*WASHINGTON STATE (P12N)	7:30 p.m.
Sun. Feb. 9	*WASHINGTON (ESPNU)	6:00 p.m.
Thu. Feb. 13	*at UCLA (ESPN2)	7:00 p.m.
Sun. Feb. 16	*at USC (ESPNU)	6:00 p.m.
Wed. Feb. 19	*ARIZONA STATE (ESPNU)	9:00 p.m.
Sat. Feb. 22	*ARIZONA (ESPN/ESPN2)	4 or 7:00 p.m.
Sat. Mar. 1	*at Utah (P12N)	Noon
Wed. Mar. 5	*at Stanford (ESPN2)	7:00 p.m.
Sat. Mar. 8	*at California (P12N)	4:30 p.m.
Mar. 12-15	**Pac-12 Tournament	TBA
Mar. 18-19	NCAA 1st Round	
Mar. 20-23	NCAA 2nd & 3rd Rounds	
Mar. 27-30	NCAA Regional	
Apr. 5, 7	NCAA Men's Final Four	

**Pac-12 Tournament (MGM Grand Garden Arena, Las Vegas)

%-Spokane, Wash.

#-American Airlines Arena (Dallas, Texas)

^MGM Grand Showcase (MGM Grand Garden Arena, Las Vegas)

P12N (Pac-12 Network); FS1 (Fox Sports 1)

All Times MOUNTAIN

COLORADO PROBABLE STARTERS

Pos/No	Player	Ht	Wt	Yr	Hometown	PPG	RPG	APG
F	1 Wesley Gordon	6-9	225	RS-Fr.	Colorado Springs, Colo.	6.6	6.5	^1.6
F	2 Xavier Johnson	6-7	220	So.	Los Angeles, Calif.	9.6	5.8	*0.9
F	40 Josh Scott	6-10	245	So.	Monument, Colo.	14.3	9.1	^1.2
G	0 Askia Booker	6-2	170	Jr.	Los Angeles, Calif.	13.5	3.1	2.3
G	23 Jaron Hopkins	6-5	190	Fr.	Mesa, Ariz.	5.4	2.4	0.9

^-blocks; *-steals

CU RESERVES

G	3 Xavier Talton	6-2	180	So.	Sterling, Colo.	3.5	1.7	1.6
G	5 Eli Stalzer	6-3	190	So.	Brea, Calif.	1.0	1.0	0.4
G	13 Dustin Thomas	6-7	220	Fr.	Texarkana, Texas	3.8	2.6	0.6
G	24 George King	6-5	208	Fr.	San Antonio, Texas	2.1	1.9	0.1

INJURED

G	25 Spencer Dinwiddie	6-6	200	Jr.	Woodland Hills, Calif.	14.7	3.1	3.8
F	10 Tre'Shaun Fletcher	6-7	200	Fr.	Tacoma, Wash.	3.5	1.8	0.3

QUICKLY: With its 1-1 record last week, CU fell out of the Top-25 national polls. Entering this week, CU is No. 28 in the Coaches' Poll and No. 30 in AP • The six straight weeks ranked in the AP poll (longest since 1997 season, 8-straight weeks), fifth straight in the Coaches Poll (last week, CU was No. 21/22) • CU is 2-3 against ranked opponents this season • In Pac-12 (all games) stats, Arizona is the top team on the glass in offensive (CU: 2nd), defense (CU: 3rd), and margin (CU: 2nd).

WIN ON THURSDAY MEANS: CU's first win over the No. 1 ranked team in the country (0-15 all-time; see chart on next page) • CU would improve its series lead to 12-8 and hold a 4-3 edge in Pac-12 play over UA • First win in Tucson since Dec. 3, 1960 (54 years) • CU's second road conference win and a 5-2 conference mark • CU will have defeated three Top-10 opponents in the same season (UA, KU, Oregon), a school-first.

WHAT'S NEXT: CU heads to Tempe to take on Arizona State (13-5, 2-3) Saturday, 5 p.m. (MT) on the Pac-12 Network. The CU-ASU series is tied at 4-4 and 2-2 in Pac-12 play. The Sun Devils were the only team to sweep the Buffaloes last year and have won two in a row in the series. CU trails at the Wells Fargo Arena, 3-1. Jordan Bachynski leads the nation in blocked shots with 4.5 a game.

INDIVIDUAL NOTES: Askia Booker is 17 points from becoming the 31st player in school history to score 1,000 career points • After 19 games, Josh Scott is inching closer of surpassing his point total in rebounds from his freshman year (last year: 178; this year: 173) • CU swatted 10 shots [5 by Wesley Gordon] against USC, the most this season and ties for the most since 10 versus Pepperdine (Dec. 4, 2006) • In six Pac-12 games, Scott has scored double figures every game (16.8 ppg) • Last two games: Scott (19.5 ppg., 8.0 rpg., 2.5 bpg); Askia Booker (17.0 ppg., 4.0 apg., 4.0 rpg., 6-of-9 3FG) • Booker/Scott: combined 36.5 ppg., 25-of-41 FG (61.0%) • Scott has led team in rebounding six of last eight games.

SHOOTING 3'S: Spencer Dinwiddie not only led the team in scoring, assists, steals, free throw percentage, he was also the leader beyond the 3-point arc (26-of-63, 41.3%). The rest of the team is 77-of-269 for a 28.6 percentage.

2013-2014 Team Averages

	CU	ARIZ
Points	75.5	75.9
Pts. Allowed	67.8	56.7
Scoring Mar.	+7.7	+19.2
Field Goals	24.3	27.0
Field Goal Att.	54.1	55.0
Field Goal Pct.	.449	.491
3-pt FGs	5.4	5.5
3-pt FG Att.	17.5	14.5
3-pt FG Pct.	.310	.379
FTM	21.5	16.4
FT Att.	29.5	24.4
FT Pct.	.729	.670
Off. Rebs.	12.2	12.9
Def. Rebs.	27.0	26.4
Total Rebs.	39.2	39.3
Reb. Margin	+8.6	+10.6
Fouls	17.2	16.3
Turnovers	13.0	11.3
Assists	12.3	15.9
Blocks	3.9	4.8
Steals	6.6	5.8

**Bufs Tabbed To Finish Third
In Pac-12 Preseason Poll**

Team (1st Place Votes)	Pts.
1) Arizona (21)	273
2) UCLA (1)	212
3) Colorado (1)	211
4) Oregon	196
5) California	194
6) Stanford	166
7) Arizona State	159
8) Washington	121
9) Utah	68
10) Oregon State	67
11) USC	63
12) Washington State	39

First place votes in parentheses

• The predicted winner has not won the league the past three years and four of the past five years.

• This is CU's highest preseason placing since they were selected sixth in the Big 12 Conference back in 2003-04.

• Media have correctly picked the Conference winner 12 times in 21 tries.

CU MBB vs. Pac-12 (under Boyle)

Arizona	3-3	.500
Arizona State	2-2	.500
*California	4-2	.667
UCLA	0-2	.000
Oregon	5-1	.833
*Oregon State	5-2	.714
USC	2-0	1.000
Stanford	2-2	.500
Utah	4-1	.800
Washington	1-2	.333
Washington State	3-0	1.000
Totals	31-17	.646

*-includes games in 2010-11

CU MBB vs. Pac-12 (all-time)

Arizona	11-8	.579
Arizona State	4-4	.500
California	11-11	.500
UCLA	1-6	.143
Oregon	8-3	.727
Oregon State	10-4	.714
USC	4-3	.571
Stanford	5-9	.357
Utah	24-16	.600
Washington	7-9	.438
Washington State	4-1	.750
Totals	89-74	.546

TEAM TRENDS: CU has allowed opponent to shoot below 39 percent eight time this season, three times in Pac-12 play (USC, UCLA, Oregon State) • After 19 games, CU is averaging 39.2 rebounds a game, last year at this time 38.7 • CU continued its consecutive 3-point streak of 385-straight games • CU is 8-1 this season in single-digit games • CU is 12-2 out-rebounding the opponent and 66-12 in that category in the coach Boyle era • 11-1 when leading at half (62-11 overall); 6-1 when grabbing 40+ rebounds (32-6); 7-1 when having fewer turnovers than opponent (45-12 overall) • CU is 13-2 when out-rebounding the opponent at the end of the first half.

SPENCER DINWIDDIE: The 6-6 junior's 2013-14 season is over, ended by an ACL injury that will require surgery when swelling subsides in his left knee (surgery was Monday, Jan. 20). The injury was suffered in the first half at Washington. Dinwiddie underwent a magnetic resonance imaging (MRI) exam last Monday. Dinwiddie is CU's Mr. Everything leading the Buffs in scoring (14.7 ppg.), assists (6.4, 3.8 apg.) and steals (2.6, 1.5 spg.). He also leads in free throw shooting (.857). In the history book, Dinwiddie ranks in a number of categories:

• No. 3 in FT% (420-of-506, .830) • No. 4 in 3-FG% (115-of-298, .386) • t-No. 11 in game starts (86: has started all 86 career games) • No. 17 in minutes (2,590) • No. 20 in assists (227) • No. 23 in scoring (1,115 pts).

Nationally: No. 64 in FT percentage (85.7); No. 104 Assist-Turnover Ratio (2.13); No. 165 in steals (1.53); No. 189 in assists per game (3.8).

TRE'SHAUN FLETCHER: The freshman wing also had surgery on his left knee earlier (Monday) and will be out from six-to-eight weeks. An eight-week absence would stretch into the Pac-12 Conference tournament, set for March 12-15 in Las Vegas. Fletcher suffered his injury late in the first half at Washington. Spencer Dinwiddie went down with 2:51 left in the first half, Fletcher about minute later. But while Dinwiddie was finished for the game and ultimately the season, Fletcher returned in the second half and finished the game with four points and one rebound in 10 minutes. Fletcher, of Tacoma, Wash., was averaging 3.8 points, 1.8 rebounds and 0.3 assists. He had played in 16 of the Buffs' 17 games, with his 10.2-minute average third among CU's four true freshmen.

NATIONALLY RANKED OPPONENTS: CU is 11-12 against nationally ranked opponents and 5-6 against the nation's Top-10 • CU has defeated a nationally ranked opponent at least once since 2010-11.

CU vs. THE NATION'S TOP-10

- #2 vs. Oklahoma St., 57-53, Feb.12, 1992
- #3 vs. Texas, 93-80, Feb. 4, 2003**
#3 vs. Kansas, 72-68, Jan. 20, 1953
#3 vs. Kansas State, 65-57, Feb. 23, 1952
- #4 at Arizona State, 93-70, Dec. 16, 1963
#4 vs. Iowa, 60-57, Dec. 12, 1955
#4 vs. Washington, 81-60, Dec. 30, 1953
- #5 vs. Texas, 91-89, Feb. 26, 2011**
#5 at Missouri, 81-79 (ot), Jan. 15, 1973
#5 vs. New Mexico, 79-72, Dec. 16, 1968
#5 vs. Iowa, 75-54, Mar. 21, 1955
- #6 vs. Kansas, 75-72, Dec. 7, 2013**
#6 vs. Kansas, 60-59, Jan. 22, 2003
#6 vs. Missouri, 92-88, Mar. 9, 1990
- #7 vs. Kansas, 62-59, Jan. 17, 1967
#7 vs. Kansas State, 81-80, Feb. 13, 1961
- #8 vs. Missouri, 89-76, Jan. 8, 2011**
#8 vs. Iowa State, 70-45, Jan. 18, 1997
#8 vs. Kansas, 79-71, Feb. 20, 1991
- #9 vs. Arizona, 71-58, Feb. 14, 2013**
#9 vs. Iowa State, 59-52, Feb. 11, 1957

bold indicates (2010-present w/ Coach Boyle)

Colorado defeated a top-5 ranked opponent at HOME: #3, vs. Texas, 93-80 (Feb. 4, 2003)

Colorado defeated a ranked opponent on the ROAD (recent): #19/19 at Oregon, 48-47 (Feb. 7, 2012)

CU defeated a ranked opponent on a NEUTRAL COURT: #16/17 Baylor, 60-58 (at Charleston, S.C.), Nov. 16, 2012

CU faced a No. 1 ranked team: 15 times, latest Feb. 19, 2011 at Kansas, 89-73

FIVE MORE HOME GAMES: CU has a chance to win the second most home games in school history IF they win its last five remaining home games.

BEST HOME RECORDS

(min. of 10 home games played)

- 2011-2012: 18-2
- 2002-2003: 14-1
- 2011-2012: 14-2
- 1996-1997: 13-1
- 1983-1984: 13-2
- 2009-2010: 13-3
- 1999-2000: 13-3
- 1998-1999: 13-3
- 1979-1980: 13-3
- 1990-1991: 13-4
- 2012-2013: 12-3
- 2003-2004: 12-3
- 1980-1981: 12-3
- 2001-2002: 12-4
- 1968-1969: 12-0
- 1962-1963: 12-0
- 2013-2014: 12-1**

2013-2014 COLORADO BASKETBALL ROSTER

No.	Student-Athlete	Pos.	Ht.	Wt.	Cl.	Exp	Hometown (High School/Previous College)
0	Askia Booker	PG	6-2	170	Jr.	2L	Los Angeles, Calif. (Price HS)
1	Wesley Gordon	F	6-9	225	RS-Fr.	1L	Colorado Springs, Colo. (Sierra HS)
2	Xavier Johnson	F	6-7	220	So.	1L	Los Angeles, Calif. (Mater Dei HS)
3	Xavier Talton	G	6-2	180	So.	1L	Sterling, Colo. (Sterling HS)
5	Eli Stalzer	G	6-3	190	So.	1L	Brea, Calif. (Mater Dei HS)
10	Tre'Shaun Fletcher	G/F	6-7	200	Fr.	HS	Tacoma, Wash. (Lincoln HS)
12	Kevin Nelson	G	6-2	185	Sr.	TR	Albuquerque, N.M. (Albuquerque Academy/ Missouri State University-West Plains)
13	Dustin Thomas	F	6-7	220	Fr.	HS	Texarkana, Texas (Pleasant Grove HS)
14	Beau Gamble	G	6-0	180	Sr.	1L	Boulder, Colo. (Fairview HS/Santa Clara)
15	Brett Brady	G	6-1	160	So.	1L	Highlands Ranch, Colo. (Highlands Ranch HS)
23	Jaron Hopkins	G	6-5	190	Fr.	HS	Mesa, Ariz. (Dobson HS)
24	George King	G/F	6-5 ¹ / ₂	208	Fr.	HS	San Antonio, Texas (Brennan HS)
25	Spencer Dinwiddie	PG	6-6	200	Jr.	2L	Woodland Hills, Calif. (Taft HS)
32	Ben Mills	C	7-0	230	Sr.	3L	Hartland, Wis. (Arrowhead HS)
40	Josh Scott	F	6-10	245	So.	1L	Monument, Colo. (Lewis-Palmer HS)

Head Coach: Tad Boyle (Kansas '85) - Fourth Year at CU

Associate Head Coach: Jean Prioleau (Fordham '92) - Fourth Year

Assistant Coach/Head Recruiting Coordinator: Mike Rohn (McPherson College '90; Fort Hays State '93) - Fourth Year

Assistant Coach: Rodney Billups (Denver 2005) - Fourth Year

Director of BB/Video Operations: Bill Cartun (Bates College 2005; Connecticut 2007) - Fourth Year

Director of Player Development: Sean Kearney (Scranton '81) - First Year

Athletic Trainer: Rawley Klingsmith (Northern Colorado 2000; Oregon 2002) - First Year

Director of Basketball Strength & Conditioning: James Hardy (Christopher Newport 2003; Auburn 2006) - Seventh Year

CU PERCENTAGES without Dinwiddie & Fletcher in Lineup (2013-2014 season)

Category	Total	Dinwiddie	Fletcher	'13-14 Team	%Remaining
Points	1296	250	56	990	76.4%
Rebounding	664	52	29	583	87.8%
Assists	207	64	4	139	67.1%
Steals	112	26	4	83	74.1%
Blocks	59	4	4	51	86.4%
Field Goals	413	61	20	332	80.4%
FG Attempts	921	131	46	744	80.8%
3-pt. Made	92	26	5	61	66.3%
3-pt. Attempts	299	63	25	211	78.9%
FT Made	378	102	11	265	70.1%
FT Attempts	519	119	17	383	73.8%
Off. Rebounds	214	8	12	194	90.7%
Def. Rebounds	450	44	17	389	86.4%

COLORADO VS. ARIZONA (Pac-12 Highs)

Colorado

Points: 21, Spencer Dinwiddie, Feb. 14, 2013, Boulder
Rebounds: 13, Andre Roberson, Feb. 14, 2013, Boulder
Assists: 7, Spencer Dinwiddie, Feb. 14, 2013, Boulder
Steals: 3, twice, recent, Askia Booker, Feb. 14, 2013, Boulder
Blocks: 4, Andre Roberson, Jan. 21, 2012, Boulder
3-Pointers: 4, three times, Xavier Johnson, Feb. 14, 2013, Boulder

Arizona

Points: 24, Mark Lyons, Jan. 3, 2013, Tucson
Rebounds: 14, Solomon Hill, Feb. 9, 2012, Tucson
Assists: 4, four times, recent, Solomon Hill, Mar. 14, 2013, Las Vegas
Steals: 3, twice, Jan. 3, 2013, Tucson
Blocks: 2, three times, recent, Solomon Hill, Feb. 14, 2013, Boulder
3-Pointers: 2, 7x, recent, Mark Lyons, Feb. 14, 2013, Boulder

COLORADO VS. ARIZONA STATE

Colorado

Points: 24, Spencer Dinwiddie, Feb. 16, 2013, Boulder
Rebounds: 15, Andre Roberson, Feb. 16, 2013, Boulder
Assists: 4, twice, recent, Spencer Dinwiddie, Jan. 6, 2013, Tempe
Steals: 4, twice, recent, Andre Roberson, Feb. 11, 2012, Tempe
Blocks: 3, Andre Roberson, Jan. 19, 2012, Boulder
3-Pointers: 3, Askia Booker, Feb. 16, 2013, Boulder;
Spencer Dinwiddie, Feb. 11, 2012, Tempe

Arizona State

Points: 20, Carrick Felix, Jan. 6, 2013, Tempe
Rebounds: 10, Jonathan Gilling, Jan. 6, 2013, Tempe
Assists: 5, twice, recent, Chris Colvin, Jan. 6, 2013, Tempe
Steals: 4, Jonathan Gilling, Feb. 16, 2013, Boulder
Blocks: 9, Jordan Bachynski, Jan. 6, 2013, Tempe
3-Pointers: 4, twice, recent, Evan Gordon, Feb. 16, 2013, Boulder

AGAINST RANKED OPPONENTS

- The Buffs have defeated two or more ranked teams nine times in the history of the AP poll, and four of those nine streaks have come under Tad Boyle. The longest streak is three games, accomplished twice, first spanning two seasons from December 12, 1960 to January 6, 1962; and then again in the 1991-92 season from February 5-19.
- Only four times have the Buffs defeated three or more ranked teams in the same season, with two of those four seasons coming under Tad Boyle in the last three years. The Buffs defeated four ranked teams in 2012-13, 2010-11, and 2002-03, and have three such wins in 1991-92.
- CU has defeated 55 ranked teams (AP poll) in its history dating back to 1949-50. Tad Boyle now has 11 wins over ranked teams.

COACH BOYLE/RONALD MCDONALD

HOUSE: The "Infiniti Coaches' Charity Challenge," and it is an on-line voting contest of 48 NCAA basketball coaches who compete against one another over a 10-week period to raise money for their designated charity.

CU head coach Tad Boyle is a part of the promotion and has selected Ronald McDonald House Charities of Denver as his charity of choice. Based on how far he advances in the Tournament, Ronald McDonald House can make between \$1,000 and \$100,000!

Here's where we need your help...Voting for the first round ends on Jan. 26. After that, just 24 coaches advance, each of them earning \$1,000 for their charity. To help Coach Boyle through to the second round, please vote today at www.espn.com/infiniti. And then, vote again every day until Jan. 26. (Hint: Set a reminder in your Outlook Calendar or SmartPhone so you won't forget!).

MBB MISCELLANEOUS: Coach Boyle's winning percentage (.664) is the best of any CU head coach in men's hoops history (min. 2 years) • CU is 15-4 when the game is a home sellout • CU is 13-5 when committing single-digit turnovers over the last four years (CU has performed single-digit turnovers five times this season) • CU has made at least one three-pointer in 384-straight games (dating back to Jan. 19, 2002) • CU played only eight in the rotation against Oregon State, the smallest line up this season.

COACH BOYLE: First CU men's coach to guide the team to three-straight 20+ winning seasons • The 84 victories over the last four years, most wins in any four-year span in school history • 21 wins last year was the fifth time a CU team won that many games in a season (24 games won in each of the 2010-2011 and 2011-2012 seasons.

SCHOOL RECORD: CU went 26-for-26 from the charity stripe against Georgia, marking their first perfect outing from the line since Feb. 27, 2010 (12-of-12 vs. Iowa State). It also marked the first time in program history that a CU squad shot 1.000 from the line while attempting at least 15 FTs. This was just the 10th known time in CU history that CU was perfect from the FT line and just the sixth time with 10 or more FTA.

TIED SCHOOL RECORD: CU tied a school record with 28 consecutive FTs made (all 26 vs. UGA and the final 2 vs. Oklahoma State on Dec. 23). Previous mark was previously set vs. Colorado State (last 23) and UC Irvine (first 5) on Dec. 7 and Dec. 10, 1983 • CU missed its first FT attempt against Oregon State.

BUFFS PRIMETIME: For the third straight year, the Buffaloes Primetime Radio Show will be at Carelli's of Boulder, located at 645 30th Street. Buffs PrimeTime is hosted by Mark Johnson every Tuesday night at Carelli's beginning at 7 p.m. (next week's show: Jan. 28 will be at 6 p.m.; State of The Union Address at 7 p.m.). The show can be heard on 850 KOA and streamed live at 850KOA.com. Fans are welcome to attend and be part of the studio audience. Head Coach Tad Boyle and one men's player will be in attendance to talk about the season.

BOYLE TO TEAM WITH COLLEAGUES TO SUPPORT COACHES VS. CANCER

Head coach Tad Boyle is scheduled to team with coaches from around the nation during the seventh annual Coaches vs. Cancer Las Vegas Golf Classic at MGM Grand Hotel and Casino on the Las Vegas Strip, May 18-20. Since its inception, the event has netted nearly \$1.5 million to directly benefit the American Cancer Society's effort to finish the fight against cancer. Coaches vs. Cancer is a partnership between the American Cancer Society and the National Association of Basketball Coaches.

HAWAII NEXT SEASON: The CU men's team will be one of eight teams playing at the 2014 Hawaiian Airlines Diamond Head Classic at the Stan Sheriff Center in Honolulu, Hawai'i next Christmas. Dates are to be determined. The field for the sixth annual event also includes George Washington, Nebraska, Ohio, Wichita State and tournament host Hawai'i. Two more teams will be announced at a later date to round out the eight-team field. The Hawaiian Airlines Diamond Head Classic, an eight-team men's college basketball tournament.

CU All-Time in AP Polls

- CU is not ranked this week.
- CU has been ranked in 34 polls all-time.
- A top 10 ranking nine times.
- Highest ranking was No. 6, Dec. 18, 1963, the third poll of that season.
- Consecutive weeks ranked: 10 – last 7 polls of 1969, first three of 1970; in one season - 8; last 8 polls of the 1997 season.
- Most times ranked in one season – 8 in 1997; 7 in 1969; 6 in 1963.
- The AP poll was 20 teams from 1949-60, 10 teams from 1961-68 and back to 20 from 1969-1989, then 25 since 1990.

Season	Poll#	Date	Rank
1953	2	Dec. 23	18
1955	Final	Mar. 8	15
1961	2	Dec. 20	15
1962	10	Feb. 20	9
1962	11	Feb. 27	9
1962	Final	Mar. 13	9
1963	2	Dec. 11	8
1963	3	Dec. 18	6
1963	9	Jan. 29	8
1963	10	Feb. 5	7
1963	11	Feb. 12	7
1963	Final	Mar. 12	10
1969	7	Jan. 14	20
1969	8	Jan. 21	17
1969	9	Jan. 28	17
1969	10	Feb. 4	20
1969	11	Feb. 11	14
1969	12	Feb. 18	18
1969	Final	Mar. 4	18
1970	Pre	N/A	10
1970	1	Dec. 9	17
1970	2	Dec. 16	16
1970	4	Dec. 30	20
1997	10	Jan. 21	18
1997	11	Jan. 28	18
1997	12	Feb. 4	15
1997	13	Feb. 11	15
1997	14	Feb. 18	21
1997	15	Feb. 25	19
1997	16	Mar. 4	18
1997	Final	Mar. 11	24
2012	3	Nov. 19	23
2012	4	Nov. 26	19
2013	6	Dec. 9	21
2013	7	Dec. 16	20
2013	8	Dec. 23	21
2013	9	Dec. 30	20
2014	10	Jan. 6	15
2014	11	Jan. 13	21

HOME SWEET HOME: The Boyle coaching staff is an impressive 56-8 (.875) at the Coors Events Center.

• **19 sellouts (2013-14: 3 (UCLA, KU, UGA); 2012-13: 7; 2010-11: 5; 2011-12: 4).** CU is **15-4** in sellout games at the Coors Events Center.

• The men's basketball team is 369-159 (.699) at the Events Center in 34 seasons.

WHO ON THE TEAM DOES WHAT ..

Bench: Josh benches 267lb; He benches 185lb 17 times (Last year, he benched 185 only 7 times).

Squats: Josh: 433 (team all-time high is Austin Dufault 444).

Approach Vertical: Askia is 42.5

Standing Vertical: Xavier is 34.5

Biggest Shoe Size: George - 16

Smallest shoe size: Beau - 10.5

Tallest: Ben Mills 7-0

Shortest: Beau 6-0

Heaviest: Josh 245

Lightest: Askia 170

Oldest: Kevin 23 years old

Youngest: Dustin 18 years old

Most credit hours (spring semester): Be Mills, Beau Gamble (13 credits).

Madden Football Champion: Spencer

PAC-12 POW: Askia Booker was named the Pac-12 Player of the Week, his second of the season (third career). He averaged 20.0 points, 5.5 rebounds, 3.0 assists and 2.5 steals per game as CU opened conference play with victories against Oregon State and Oregon. Booker recorded a career-high 27 points in the 100-91 upset win over Oregon, posting a season-best seven rebounds with four assists and a steal. The junior shot 8-of-16 from the field (.500 FG percentage) and 10-of-12 from the charity stripe (.833 FT percentage). In the 64-58 win over Oregon State, Booker led CU with a team-high 13 points four rebounds, four steals, and two assists.

Winning Streaks (in a single season)

14* Dec. 27, 1941-Feb. 28, 1942

12** Dec. 30, 1961-Feb. 26, 1962

12^ Jan. 13, 1939-Mar. 15, 1939

10 Nov. 10-Dec. 13, 2013

10 Dec. 22, 1944-Feb. 8, 1945

*-NCAA Final Four Season

**-NCAA Season

^-NCAA/NIT Season (CU was first school invited to both post-season tournaments; only 12 schools have performed this feat)

Pac-12 MBB Oldest/Youngest: Doug Tammaro, MBB contact at Arizona State had nothing better to do than research the youngest/oldest players in the Pac-12 (with a little help from the 11 other contacts):

OLDEST:

Keaton Hayenga, Washington St. 7/10/88

Jordan Bachynski, Arizona State 9/6/89

Richard Amarti, Oregon 10/16/89

YOUNGEST:

Chance Murray, Arizona State 11/21/95

Dustin Thomas, Colorado 7/26/95

Josh Hawkinson, Washington St. 6/23/95

SOLD OUT: For the first time ever, men's basketball tickets at the Coors Events Center are sold out for the 2013-2014 season (all 18 home games). There will be a limited number of single game tickets based on availability (ranging from \$50-\$65). Individual game tickets for all games are available, except for Arizona, which is sold out. Of the 11,064 seating capacity of the Events Center 7,160 seats are used for season tickets.

BUFFS IN THE NBA: For the second time in as many years, CU has four former basketball players on opening day NBA rosters in 2013 (Chauncey Billups, Pistons; Alec Burks, Jazz; Chris Copeland, Pacers; Andre Roberson, Thunder).

BOYLE ADDS COLLIER, MILLER TO '14 HOOPS CLASS

DOMINIQUE COLLIER

Position: Point guard

Height: 6-1 Weight: 166

High school: Denver East

Vital stats/storylines: Averaged 20.1 points, 3.6 assists, 5.0 rebounds, 3.5 steals and 1.3 blocks per game as a junior; East went 25-3, lost to Eaglecrest in the 5A state championship game at the Coors Events Center • Four-star prospect, currently ranked No. 94 nationally • Collier was named Colorado Mr. Basketball and Gatorade Player of the Year after junior season • Top western schools

CU Career Rankings

Scoring

21. Jamahl Mosley 1997-01 1171

22. Burdette Haldorson 1952-55 1125

23. **Spencer Dinwiddie 2011-pre. 1115**

31. Toney Ellis 1977-80 990

32. **Askia Booker 2011-pre 983**

Assists

17. Jay Sferra 1973-77 242

18. Howard Frier 1994-98 231

19. Lynn Baker 1963-67 229

20. **Spencer Dinwiddie 2011-pre. 227**

34. Clayton Bullard 1975-79 167

36. **Askia Booker 2011-pre. 164**

Minutes

16. Mike Reid, 1982-86 2,699

17. **Spencer Dinwiddie 2011-pre. 2,590**

25. **Askia Booker, 2011-pre. 2,336**

Game Starts

10. Shaun Vandiver 1988-91 89

11. **Spencer Dinwiddie 2011-pre. 86**

Will Smith 1996-00 86

3-Field Goal Percentage

3. Levi Knutson, 2007-11
129-328 .393

4. **Spencer Dinwiddie, 2011-pre.
115-298 .386**

Chauncey Billups, 1995-97 120-of-314
.382

Free Throw Percentage

2. Jo Jo Hunter 1979-91
186-219 .849

3. **Spencer Dinwiddie 2011-pre.
420-506 .830**

4. Cory Higgins, 2007-2011
570-of-691 .825

- including Pac-12 members Arizona, Arizona State and UCLA - took an intense in Collier during his sophomore and early in his junior seasons. But as the recruiting process lengthened it became apparent that he had targeted CU • Iowa and Kansas State also joined the pursuit • Collier verbally committed to the Buffs on May 7.

CU scouting report: A pass-first, very unselfish type of point guard who already has international basketball experience (USA Basketball, three-on-three competition in

FREE THROW SHOOTING: Career percentages at the charity stripe with under 5 and 2 minutes (and overtime) to play for the current players on the roster.

5:00-2:01

Stalzer	2-of-2	100%
Booker	25-of-29	86.2%
Scott	12-of-14	85.7%
Dinwiddie	53-of-69	76.8%
Talton	3-of-4	75.0%
Mills	2-of-3	66.7%
Johnson	5-of-7	60.0%
Gordon	1-of-2	50.0%
Thomas	1-of-2	50.0%
Hopkins	0-of-4	0.0%
Fletcher	0-of-1	0.0%

2:00-0:00

Fletcher	2-of-2	100%
Dinwiddie	89-of-105	84.8%
Booker	26-of-40	65.0%
Mills	3-of-5	60.0%
Talton	4-of-7	57.1%
Johnson	8-of-15	53.3%
Scott	5-of-10	50.0%
Gordon	1-of-2	50.0%
Stalzer	1-of-2	50.0%
Gamble	0-of-2	00.0%
King	0-of-2	00.0%

OT 5:00-2:01

Dinwiddie	4-of-4	100%
Scott	1-of-1	100%
Johnson	3-of-6	50%

OT 2:00-0:00

Booker	6-of-7	85.7%
Dinwiddie	3-of-6	50.0%

Combined Total

Dinwiddie	149-183	81.4%
Booker	57-of-76	75.0%
Stalzer	3-of-4	75.0%
Scott	18-of-25	72.0%
Talton	7-of-10	70.0%
Fletcher	2-of-3	66.7%
Mills	5-of-8	62.5%
Johnson	16-of-28	57.1%
Gordon	2-of-4	50.0%
Thomas	1-of-2	50.0%
Gamble/King	0-of-2	00.0%

Indonesia with FIBA's USA team) gained through summer travels • Can get wherever he wants to on the court with his tremendous first step and ball-handling skills • A very good on-ball defender with great anticipation.

Boyle's take: "He's got a good basketball body, but he's a little slight right now and knows he going to spend some time in the weight room. I love that he can get wherever he wants to go on the court. Plus, he's got lots of experience - more than the typical incoming freshman. I expect him to have an impact right away. In fact, I'm counting on it."

TORY MILLER

Position: Power forward
Height: 6-8 Weight: 255
High school: New Hampton (N.H.) Prep

Vital stats/storylines: Averaged 12.3 points, 6.0 rebounds and shot 58.7 percent from the field last year in his junior season at New Hampton • A three-star prospect whose rating could rise after his senior season • Miller is from the Kansas City area and played on the same AAU team (Kansas City Run GMC) as fellow CU signee Collier • Took official visits to Arizona State, Marquette and Iowa, but committed to CU over Marquette on Oct. 19 • Eric Bossi, Rivals.com's national basketball recruiting analyst, said Miller "can be a rugged rebounder and explosive finisher around the rim capable of playing through contact. (He) can also step out and make 12-to-15 foot jumpers with pretty good regularity . . . and he's physically ready to play in the Pac-12."

CU scouting report: Big, wide-bodied player who is physically ready to compete at the next level • Roster is well-stocked with runners, jumpers and finesse-type players - and Miller also can play with finesse, but he's best as an enforcer type • Good hands, long arms make him a capable shot blocker; plays bigger than 6-8 • What makes him special is his big body, his ability to use to his advantage on defense and his ability to lower his center of gravity, making him difficult to move.

Boyle's take: "Tory gives us a wide presence that we haven't had since I've been here. He's a skilled player and very competitive. With his body type and strength, he can finish down low with contact. He doesn't look like he would be a good jumper, but he is. Plus, he's 19 years old now and will bring an age and maturity level to us that's a little further along than you'd find in a typical freshman. He's got all the physical tools necessary to be a very good Pac-12 player and he understands what it means to be successful."

Tad Boyle Career Record in Close Games (four years at Colorado)

Single-Digit Games (1-9 pts.): 40-22
2013-14: 8-1

Home: 6-0
Away: 2-0
Neutral: 0-1

2012-13: 11-8

Home: 3-3
Away: 5-4
Neutral: 3-1

2011-12: 11-4

Home: 6-0
Away: 2-3
Neutral: 3-1

2010-11: 10-9

Home: 6-2
Away: 2-5
Neutral: 2-2

1-5 Point Games Overall: 23-11

Home: 10-3
Away: 7-6
Neutral: 6-2

1-Point Margin: 5-3

Home: 2-0
Away: 2-2
Neutral: 1-1

2-Point Margin: 7-1

Home: 3-0
Away: 1-1
Neutral: 3-0

3-Point Margin: 3-3

Home: 1-2
Away: 2-1

4-Point Margin: 3-2

Home: 1-1
Away: 1-1
Neutral: 1-0

5-Point Margin: 5-2

Home: 3-0
Away: 1-1
Neutral: 1-1

OT Games: 4-4

Home: 1-2
Away: 2-2

Double-OT Games: 1-0

Home: 1-0

#0 Askia Booker • Los Angeles, Calif. (Price HS)

Guard • 6-2 • 170 • Jr. • 2L

- Communication major; interested in creative writing.
- third in scoring (13.5); second in assists (44) and steals (26).
- 15.3 ppg., 4.2 rpg., 3.40apg. in 5 Pac-12 games; 37-of-43 FT (.860).
- Career-high five 3-pointers against UCLA (Jan. 16).
- Has taken more than 10 shots in 18 games this season.
- 30-footer at buzzer to beat No. 6/6 Kansas (Dec. 7) at CU.
- Pac-12 Player of the Week (Jan. 6 & Dec. 9).
- Career-high 27 points in home win vs. Oregon (Jan. 5).
- Iced the win at CSU with two FTs with three seconds to play.
- Season-best 4 steals against Oregon State; 6-of-6 at FT line.

#1 Wesley Gordon • Colorado Springs, Colo. (Sierra HS)

Forward • 6-9 • 225 • RS-Fr.

- Anthropology major – cultural anthropology is his focus.
- Second in rebounding (6.4); fifth in scoring (6.7 ppg.).
- 1st in Pac-12 (only) blocked shots (3.7 bpg).
- Started all 17 games he has played in, missed 2 games w/ injury.
- First career double-double at Washington: 13 rebs., 11 points with a personal-best four blocks
- Only Josh Scott (58) has more offensive rebounds (45).
- 13 games with at least six or more rebounds.
- 1st in team blocks (28) • 9 games w/ at least 2+ blocks.
- Redshirt-freshman in 2013-14 (four years of eligibility).

#2 Xavier Johnson • Los Angeles, Calif. (Mater Dei HS)

Forward • 6-7 • 220 • So. • 1L

- Double major: ethnic studies and communication.
- Pac-12 games: 6 starts; 9.7 ppg., 5.7 rpg.
- Tied for third on team in 3-pointers (12).
- Season-best 15 points in home win vs. Oregon (Jan. 5).
- Career-best 15 rebounds vs. Elon • 10 times with 10+ points.
- Tied career-high three steals in home vs. Kansas.

#3 Xavier Talton • Sterling, Colo. (Sterling HS)

Guard • 6-2 • 180 • So. • 1L

- Double major: marketing and sociology.
- Career-best 13 pts. vs. Jackson St.; career-best 6 rebs. vs. Elon
- Season-high 15.5 minutes off the bench (7.3 mpg. last year).
- Career-high 4 assists (UCLA, at Air Force, UC Santa Barbara).

#5 Eli Stalzer • Brea, Calif. (Mater Dei HS)

Guard • 6-3 • 190 • So. • 1L

- Accepted into CU's College of Music (Oct. 2012).
- College major is music (is a pianist) • 11 games played.

#10 Tre'Shaun Fletcher • Tacoma, Wash. (Lincoln HS)

Guard/Forward • 6-7 • 200 • Fr. • HS

- Will miss 6-to-8 weeks with knee injury (injured at Washington).
- Open Option major in CU's College of Arts and Sciences.
- First CU MBB student-athlete from the state of Washington since the 1999-2000 season (Sam Sanders).
- 10.2 mpg.; Season-best 9 points vs. Arkansas State (Nov. 18).
- Four games with seven or more points in a game.

#12 Kevin Nelson • Albuquerque, N.M. (Albuquerque Acad.)

Guard • 6-2 • 185 • Sr.

- Finance major • Missed 2012-13 season with broken right ankle.
- Played in seven games this season.

#13 Dustin Thomas • Texarkana, Texas (Pleasant Grove HS)

Forward • 6-7 • 220 • Fr. • HS

- Open Option major in CU's College of Arts and Sciences.
- 19 games (13.0 mpg., 3.8 ppg., 2.6 rpg.) • 3+ boards in 10 games.
- Season-best 13 points vs. Jackson State (Nov. 16).

#14 Beau Gamble • Boulder, Colo. (Fairview HS)

Guard • 6-0 • 180 • Sr. • 1L

- Communication major • Seven games played this season.
- Toured Lithuania with Athletes in Action during the summer.

#23 Jaron Hopkins • Mesa, Ariz. (Dobson HS)

Guard • 6-5 • 190 • Fr. • HS

- Open Option major in College of Arts & Sciences.
- Six starts this season: 6.2 ppg., 3.3 rpg., 1.5 apg., 0.8 spg.
- Season-best 13 points (10 at first half) in home win vs. Oregon State.
- Tied for third on team in 3-pointers (12).
- 10 points, season-high 2 steals in home win against USC (Jan. 18).
- 10 points, 4 rebounds, 2 steals, 2 treys in road win at Colorado State.
- Against Oregon State: 13 pts. on 5-of-8 FG, two treys.

#24 George King • San Antonio, Texas (Brennan HS)

Guard/Forward • 6-5 1/2 • 208 • Fr. • HS

- College major is psychology • Played in 17 of 19 games.
- 5 points, 3 assists, 16 minutes against USC (Jan. 18).
- Season-best 11 points vs. Arkansas State; 7 boards vs. Jackson St.

#25 Spencer Dinwiddie • Woodland Hills, Calif. (Taft HS)

Guard • 6-6 • 200 • Jr. • 2L

- Will miss the rest of the 2013-14 season with ACL injury.
- Communication major; interested in broadcasting.
- 30th player in school history with 1,000 points (1,115: 23rd place).
- Team leader: scoring (14.7 ppg.), assists (3.1 apg.), steals (1.5),
- Tied career-high seven assists in wins over Oregon, Elon & Kansas.
- Scoring double-digits 13 of 17 games this season.
- Led CU in assists 11 times, steals 8 times, scoring six times
- Top-50 Watch Lists: Cousy, Naismith, Wooden.
- Only Pac-12 player on World University Games summer roster.

#32 Ben Mills • Hartland, Wis. (Arrowhead HS)

Center • 7-0 • 230 • Sr. • 3L

- College major is English with an emphasis in creative writing.
- Enjoys writing fiction short stories • Events Center fan favorite.
- Scored a key four points, three rebounds in home win vs. Kansas.
- 13 games played (1.7 ppg., 1.2 rpg.) • Career-high 5 boards vs. USC.

#40 Josh Scott • Monument, Colo. (Lewis-Palmer HS)

Forward • 6-10 • 245 • So. • 1L

- College major is psychology (an education major).
- 3rd in Pac-12 double-doubles (8), leads CU.
- Pac-12 games only: 56.9 FG%; 16.8 ppg., 8.8 rpg.: tops CU
- Shooting a team-best 55.7 FG% - in all games.
- 2nd in team scoring (14.3 ppg.).
- Shot 50+ FG% in 15 games; 10 games over 60 FG%.
- Almost his point total in rebounds from his freshman year (last year: 178; this year: 173)
- Led team in rebounding 13 of 19 games (3 shared).
- Led team in scoring 9 times • 4 games with at least 3 blocks.
- Surpassed last year's FTM total (68) with 95 this season.
- Second on the team with 23 blocks.
- One of two players w/ no attempted 3-pointer this season (Mills).
- 2012-2013 All-Pac-12 Freshman Team.

2013-14 Pac-12 (Jan. 20) National Statistics (Jan. 20)

Category/Name	All Games		National			
	Rank	Stat	Pac-12 RK	Pac-12 Stat	National RK	National Stat
Scoring Offense	9th	75.5	7th	71.3	92	75.5
Scoring Defense	6th	67.8	7th	70.2	108	67.8
Scoring Margin	8th	+7.7	6th	+1.2	77	7.7
Field Goal %	9th	.449	7th	.437	142	.449
Field Goal % Defense	7th	.422	3rd	.415	125	.422
Free Throw %	6th	.729	4th	.733	63	.729
3-Point Field Goal %	11th	.310	11th	.278	270	.310
3-Point FG Pct. Defense	12th	.368	10th	.395	282	.368
Rebounding Offense	2nd	39.2	2nd	37.5	-	-
Rebounding Defense	3rd	30.5	5th	32.8	-	-
Rebounding Margin	2nd	+8.6	3rd	+4.7	12	8.6
Blocked Shots	8th	3.9	1st	6.0	149	3.9
Assists	11th	12.3	10th	10.7	229	12.3
Steals	4th	6.6	7th	5.5	135	6.6
Turnover Margin	8th	+0.2	8th	-1.0	172	0.2
Assist/Turnover Ratio	11th	0.9	9th	0.8	240	0.94
Offensive Rebounds	2nd	12.2	4th	11.3	-	-
Defensive Rebounds	5th	26.9	4th	26.2	-	-
Defensive Rebound %	2nd	.752	7th	.707	-	-
Offensive Rebound %	2nd	.361	2nd	.340	-	-
3-Point FG Made	11th	5.4	11th	4.2	253	5.4
Individuals						
Scoring						
Spencer Dinwiddie	14th	14.7	-	-	-	-
Josh Scott	16th	14.3	8th	16.8	-	-
Askia Booker	19th	13.5	11th	15.3	-	-
Rebounding						
Josh Scott	3rd	9.1	4th	8.8	42	9.2
Wesley Gordon	18th	6.5	14th	7.0	-	-
Xavier Johnson	-	-	19th	5.7	-	-
FG%						
Josh Scott	10th	.557	3rd	.569	-	-
FT%						
Spencer Dinwiddie	t-7th	.857	-	-	64	.857
Askia Booker	10th	.831	6th	.860	117	.831
Josh Scott	12th	.826	t-10th	.818	135	.826
3-Pt FG%						
Spencer Dinwiddie	13th	.413	-	-	-	-
3-Pt Made						
Spencer Dinwiddie	12th	1.7	-	-	-	-
Assists						
Spencer Dinwiddie	13th	3.8	t-9th	3.8	189	3.8
Askia Booker	-	-	14th	3.0	-	-
Blocks						
Wesley Gordon	5th	1.5	2nd	2.5	109	1.65
Josh Scott	10th	1.2	3rd	2.2	228	1.21
Steals						
Spencer Dinwiddie	t-5th	1.6	-	-	165	1.53
Askia Booker	13th	1.3	-	-	-	-
Assist-Turnover Ratio						
Spencer Dinwiddie	7th	2.1	-	-	104	2.13
Askia Booker	-	-	11th	1.6	-	-
Offensive Rebounds						
Josh Scott	2nd	3.1	8th	2.5	-	-
Wesley Gordon	5th	2.6	1st	3.7	-	-
Xavier Johnson	-	-	15th	1.8	-	-
Defensive Rebounds						
Josh Scott	8th	6.1	t6th	6.3	-	-
Double-Doubles						
Josh Scott	3rd	8	2nd	2	18th	8

Pac-12 MEDIA VOTE: The Buffaloes were selected third in the pre-season media vote. It's the highest pre-season placing for CU since 2003-04 when the Big 12 media predicted CU sixth. The Buffs finished one vote behind UCLA for second place with Arizona at the top. The predicted winner has not won the league the past three years and four of the past five years.

LAST SEASON REVIEW: CU made back-to-back NCAA Tournaments appearances (2011-12 & 2012-13) for the first time since 1961-62 & 1962-63 (50 years) • Tad Boyle is the first CU head coach since Sox Walseth to lead the Buffs to back-to-back NCAA Tournament appearances • The 2012-13 NCAA Appearance is CU's first at-large invite since 2002-03 • In 12 NCAA Tournament appearances, the Buffs are 10-14 (.417) with two Final Fours (1942 & 1955) • For the first time in 112 years of CU basketball, three consecutive post-season appearances was a school-first in post-season play (2010-11 NIT semifinal, 2011-12 NCAA 3rd Round, 2012-13 NCAA 2nd Round).

2012-2013 TEAM NOTES: No. 1 in Pac-12 Conference-only defense (62.2 ppg.) • No. 1 in Pac-12 Conference Team (all games) 3-Point Defense (32.0) • Defeated four ranked opponents, a first since 2002-03 • Won three-straight road conference games for the first time since 2000-01 • Charleston Classic Champions • CU was No. 19 AP/USA Today Coaches' Poll (Nov. 26); AP No. 23 ranked (Nov. 19) – a school-first nationally ranked since 2005-06.

5TH PLACE OR BETTER: Last season was the third straight year CU finished the conference season in fifth place in the final standings (twice: Pac-12, once: Big 12). The three conference placings of fifth place or better is the first time since the 1968-71 seasons (Cliff Meely years), CU finished that consistent among the top-five in three-consecutive seasons (1968-69: 1st; 1969-70: t-3rd; 1970-71: t-5th).

OVER THE YEARS WITH CU: Here's a look at CU basketball over the last 17 years with each head coach at the helm in Pac-12 & Big 12 play (all games stats listed). Bold indicates the best stat. Of the six categories, coach Boyle owns four of them.

TAD BOYLE

Years	PPG	FG %	3-Pt.%	FT%	To	W's
2013-14	75.5	.449	.310	.729	13.0	15
2012-13	67.6	.433	.344	.686	13.3	21
2011-12	67.5	.446	.348	.691	13.0	24
2010-11	80.1	.475	.374	.778	11.6	24

JEFF BZDELIK

Years	PPG	FG %	3-Pt.%	FT%	To	W's
2009-10	74.6	.473	.388	.766	13.2	15
2008-09	62.9	.454	.346	.731	14.1	9
2007-08	62.4	.451	.343	.684	13.4	12

RICARDO PATTON

Years	PPG	FG %	3-Pt.%	FT%	To	W's
2006-07	69.1	.417	.313	.655	17.5	7
2005-06	76.8	.434	.342	.646	14.0	20
2004-05	71.6	.435	.353	.629	14.4	14
2003-04	74.2	.464	.372	.621	14.6	18
2002-03	75.2	.443	.326	.669	14.0	20
2001-02	79.7	.453	.357	.677	17.0	15
2000-01	80.6	.460	.359	.715	16.5	15
1999-00	75.2	.426	.339	.686	14.3	18
1998-99	73.1	.414	.344	.702	14.7	18
1997-98	71.4	.404	.346	.688	14.3	13
1996-97	73.1	.420	.362	.681	13.9	22

2013-2014 Game Leaders & Career Scoring Double-Digits

	'13-14	Career
Spencer Dinwiddie	13	60
Askia Booker	15	51
Josh Scott	17	33
Xavier Johnson	10	22
Jaron Hopkins	5	5
Wesley Gordon	4	4
George King	2	2
Xavier Talton/D. Thomas	1	1

Double-Digit Rebounding Games

	'13-14	Career
Josh Scott	8	13
Xavier Johnson	1	4
Wesley Gordon	2	2

Double-Doubles

	'13-14	Career
Josh Scott	8	10
Xavier Johnson	1	3
Wesley Gordon	1	1

20-Point Games

	'13-14	Career
Spencer Dinwiddie	3	11
Josh Scott	3	5
Askia Booker	2	4
Xavier Johnson	-	1

Led in Scoring

	'13-14	Career
Spencer Dinwiddie	6	30
Askia Booker	6	21
Josh Scott	9	14
Xavier Johnson	-	3
Jaron Hopkins	1	1

Reb. Leaders

	'13-14	Career
Josh Scott	13	18
Wesley Gordon	4	4
Xavier Johnson	2	5
George King	1	1
Askia Booker/S. Dinwiddie	-	1

Assist Leaders

	'13-14	Career
Spencer Dinwiddie	11	38
Askia Booker	6	21
Xavier Talton	3	5
Jaron Hopkins/X. Johnson	2	2
Josh Scott	-	1
Wesley Gordon	1	1

Steal Leaders

	'13-14	Career
Spencer Dinwiddie	8	25
Askia Booker	7	21
Jaron Hopkins	7	7
Josh Scott	4	7
Xavier Johnson	4	5
Xavier Talton/W. Gordon	2	2
Eli Stalzer	1	2
Tre'Shaun Fletcher/G. King	1	1
Ben Mills	-	1

Block Leaders

	'13-14	Career
Josh Scott	8	16
Spencer Dinwiddie	3	13
Wesley Gordon	9	9
Xavier Johnson	2	8
Tre'Shaun Fletcher	3	3
Xavier Talton/D. Thomas	1	1

Career Games

	Starts	Career Gm
Spencer Dinwiddie	86	86
Askia Booker	53	87
Josh Scott	49	50
Xavier Johnson	35	50
Xavier Talton	-	51
Ben Mills	-	45
Eli Stalzer	-	36
Beau Gamble	-	12
Wesley Gordon	17	17
Tre'Shaun Fletcher	-	17
Dustin Thomas	-	19
Jaron Hopkins	6	19
George King	-	17
Kevin Nelson	-	7

THE LAST TIME ...

20-Point Scorer: 20, Josh Scott vs. USC, Jan. 18, 2014

30-Point Scorer: 33, Alec Burks, vs. Texas, Feb. 26, 2011

40-Point Scorer: 42, Jaquay Walls, Iowa State (ot), Feb. 19, 2000

Two 20-point Scorers in Same Game: vs. Oregon: Askia Booker (27), S. Dinwiddie (23), Jan. 4, 2014

Three 20-point Scorers in Same Game: vs. Oklahoma State: Kal Bay (21), Dominique Coleman (20), Richard Roby (20), Feb. 3, 2007

Five Double-Figure Scorers in Same Game: Georgia, Dec. 28, 2013: Askia Booker (19), Spencer Dinwiddie (17), Josh Scott (14), Xavier Johnson (13), Wesley Gordon (10)

Six/Seven Double-Figure Scorers in Same Game: vs. Jackson State, Nov. 16, 2013: Askia Booker (15), Xavier Talton (13), Dustin Thomas (13), Jaron Hopkins (12), Spencer Dinwiddie (11), Josh Scott (11), Wesley Gordon (10).

Double-Double Performance: Wesley Gordon (11 pts., 13 rebs.) at Washington, Jan. 12, 2014

Triple-Double Performance: David Harrison (20 points, 10 rebounds, 11 blocks), Nebraska, Mar. 8, 2003

Player with 20 or More Rebounds: 21, Stephane Pelle, Stetson, Nov. 24, 2002; 20, Andre Roberson, Stanford, Jan. 27, 2013; 20, Andre Roberson at Fresno State, Dec. 12, 2012

Player with 15 or More Rebounds: 15, Xavier Johnson vs. Elon, Dec. 13, 2013; 15, Andre Roberson, Arizona State, Feb. 16, 2013

Player with 10 or More Rebounds: 13, Wesley Gordon at Washington, Jan. 12, 2014

Last Pair with 15+ rebounds in same game: Andre Roberson (15)/Alec Burks (15) vs. Iowa State (Mar. 9, 2011, at Kansas City); Cliff Meely (21) and Mike Colman (15) vs. Missouri, Mar. 8, 1969

Player with 10 or More Assists: 10, Marcus Hall, vs. Baylor (2ot), Kansas City, Mar. 13, 2008

Player with Five or More Steals: 6, Spencer Dinwiddie vs. Jackson State, Nov. 16, 2013; 6, Alec Burks vs. Yale, Dec. 29, 2009;

Player with Six or More Three-Point FGs Made: 6, Levi Knutson, at Kansas State (Jan. 12, 2011) and vs. Oregon State (Dec. 4, 2010)

Player with Five or More Blocked Shots: 7, Andre Roberson, Oregon, Feb. 4, 2012

Scored 100+Points, Team: 100, Oregon (91), Jan. 5, 2014

Scored under 49 Points, Team: 49 vs. Illinois (57), Mar. 22, 2013

Scored under 39 Points, Team: 35, vs. Texas (78), Kansas City, Mo., Mar. 10, 2000

Shot 60.0 Percent or Better from the Field, Team: 66.7, Northern Arizona, Dec. 21, 2012

Shot Under 35.0 Percent from the Field, Team: 33.3 vs. Baylor, Nov. 8, 2013; vs. Illinois, Mar. 22, 2013

Made 30 or More Free Throws, Team: 34, vs. Oklahoma State, Jan. 15, 2011; 33 vs. Oregon, Jan. 5, 2014

Made 10 or more Three-Point Field Goals, Team: 12 vs. Utah, Dec. 31, 2011

Had 50 or More Rebounds, Team: 52 vs. Hartford, Dec. 29, 2012; 51 at USC, Jan. 26, 2012

Had 25 or more Assists, Team: 27 vs. Cal State Northridge, Dec. 22, 2009

Had 15 or More Steals, Team: 19, vs. Savannah State, Jan. 3, 2006; 15 vs. USC, Jan. 10, 2013

Had 10 or More Blocked Shots, Team: 10, vs. Pepperdine, Dec. 4, 2006

Had Fewer than 7 Turnovers, Team Since 2005 (Coach Boyle teams are indented)

4, at Iowa St., Jan. 30, 2010 (L, 63-64);

5, vs. California, Feb. 26, 2012 (W, 70-57); 5, vs. California, Mar. 18, 2011 (W, 89-72);

5, vs. Nebraska, Mar. 5, 2011 (W, 67-57);

5, vs. Baylor, Jan. 12, 2010 (W, 78-71);

5, vs. Utah, Dec. 7, 2005 (W, 76-52);

6 at Washington State, Jan. 8, 2014 (W, 71-70, ot);

6, vs. Stanford, Feb. 23, 2012 (L, 50-74); 6, vs. Arizona, Jan. 21, 2012 (W, 64-63)

6, vs. Kansas, Jan. 25, 2011 (L, 78-82);

6, vs. Baylor, Nov. 8, 2013 (60-72); at California, Mar. 2, 2013 (L, 46-62);

6 vs. San Francisco, Dec. 1, 2009 (W, 78-54).

7, vs. Oregon State, Jan. 2, 2014 (W, 64-58) 7, vs. Colorado State, Dec. 5, 2012 (W, 70-61);

7, vs. Oregon, Mar. 8, 2012 (W, 63-62)

CU RECORD WHEN...	2014 '13-14		2013 '12-13		2012 '11-12		2011 '10-11	
	Pac-12	All	Pac-12	All	Pac-12	All	Big 12	All
Leading at halftime:	3-1	11-1	8-3	16-4	13-2	19-3	4-2	17-3
Trailing at halftime:	1-1	4-3	3-6	5-8	2-5	5-8	5-7	6-9
Tied at halftime	-	-	-	-	-	-	1-0	1-1
Shoot 50-59 percent:	2-0	5-0	3-1	6-1	2-1	5-1	4-0	11-0
Shoot lower than 49.9%:	-	8-2	6-3	10-4	10-3	16-8	5-9	13-12
Shoot lower than 39.9%:	2-2	2-3	2-5	5-7	3-3	3-3		
Higher % than oppt.:	3-1	11-1	9-2	19-3	14-1	23-2	8-1	19-1
Lower % than oppt.:	1-1	4-3	2-7	2-9	1-6	1-10	2-8	5-12
Score 40-49 points:	-	-	1-1	1-2	-	-	-	-
Score 50-59 points:	0-2	0-2	1-4	2-5	4-3	4-5	1-0	1-0
Score 60-69 points:	1-0	3-1	3-2	5-3	4-4	5-5	1-4	1-5
Score 70-79 points:	1-0	4-1	5-1	7-1	6-0	10-1	4-3	5-5
Score 80-89 points:	1-0	4-0	1-1	5-1	2-1	4-1	2-1	10-2
Score 90-99 points:	-	3-0	-	1-0	-	1-0	2-1	6-1
Score 100+	1-0	1-0	-	-	-	-	-	1-0
More rebounds than oppt:	3-1	12-2	10-7	18-6	10-1	17-2	8-2	19-2
Fewer rebounds than oppt.:	1-1	3-2	1-2	3-6	5-5	7-9	2-6	4-10
Same amount of rebounds:	-	-	-	-	0-1	0-1	0-1	0-1
Under 39 rebounds:	3-2	9-3	9-7	13-10	12-6	17-10	5-8	12-12
40-49 rebounds:	1-0	5-1	2-2	7-2	2-1	5-2	5-1	9-1
50+ rebounds:	-	1-0	-	1-0	1-0	2-0	-	2-0
Shooting FT 90+%:	-	1-0	0-1	0-1	-	-	1-0	1-0
Shooting FT 85-89%:	1-0	1-0	0-2	0-1	2-0	3-0	2-1	4-1
Shooting FT 80-84.9%:	1-0	3-0	1-0	1-1	2-1	5-1	5-2	6-3
Shooting FT 75-79.9%:	0-1	3-2	3-2	8-3	5-1	6-1	1-2	7-4
Shooting FT 70-74.9%:	-	2-0	2-1	2-2	1-0	2-0	0-2	3-2
Shooting Below 69.9%:	2-1	5-2	5-3	10-4	5-5	8-10	2-1	3-2
Fewer turnovers than oppt.	2-0	7-1	7-3	11-3	7-1	11-2	4-5	16-6
More/Same TO than oppt.	2-2	8-3	4-6	10-9	8-6	13-10	6-4	8-4
Games decided by 1-5 pts.	1-0	4-1	3-3	5-3	4-0	9-1	5-4	5-5
Games decided by 6-9 pts:	2-0	4-0	3-3	6-5	1-2	3-4	1-2	5-3
Games decided by 10+	1-2	7-3	5-3	10-4	10-5	12-7	4-3	14-4
Televised games:	4-2	15-4	11-9	19-11	13-7	18-11	9-9	21-12
Games vs. ranked oppts:	2-1	2-3	4-3	4-3	-	1-1	4-5	4-5
One Player Double Figures	-	-	1-2	1-3	0-1	0-2	-	-
Two Players 10+ pts.	0-2	1-2	1-2	3-4	2-2	2-2	1-3	1-3
Three Players 10+	2-0	4-2	6-3	8-3	8-1	10-4	4-3	6-6
Four Players 10+	1-0	7-0	2-1	7-1	2-3	7-4	4-3	13-4
Five Players 10+	-	2-0	1-1	2-1	3-0	5-0	1-0	3-0
Six Players 10+	-	-	-	-	-	-	-	1-0
Seven Players 10+	-	1-0						
More bench pts than oppt.:	0-1	6-1	3-2	7-2	9-11	3-4	5-2	16-2
Fewer bench pts than oppt.:	4-1	9-3	8-7	13-10	6-6	11-7	4-5	7-8
Same bench pts than oppt.:	-	-	-	1-0	-	0-1	1-2	1-3
Playing in November:	-	7-1	-	6-0	-	4-3	-	3-3
Playing in December:	-	4-1	-	4-2	1-0	4-1	-	6-1
Playing in January:	4-2	4-2	4-4	4-4	5-3	6-3	3-4	5-4
Playing in February:	-	-	5-2	5-2		5-2	4-3	4-3
Playing in March:	-	-	2-3	2-4		5-2	3-2	6-2

KEARNEY JOINS CU STAFF: Sean Kearney joins the CU men's basketball staff as the Director of Player Development. He replaces Tom Abatemarco, who resigned in June to become an assistant coach at Loyola Marymount.

Kearney brings 26 years coaching expertise to CU and was the University of Notre Dame Associate Head Coach from 2000 through 2009 under head coach Mike Brey. With the Irish, Kearney was part of nine post-season teams, including five NCAA Tournaments (Sweet 16 in 2003) and four NIT berths.

At Notre Dame, Kearney coached at least one player in his nine seasons that were named to the Big East All-Conference team, including a pair of conference player of year nominees, one rookie of the year, and nine first team selections.

"Sean is going to be a great addition to our staff," Boyle said. "Sean brings a lot of experience as an assistant and head coach, and has a great perspective. He's going to be a great-sounding board for me based on all the years of his experience he has in the game."

After Notre Dame, Kearney was the men's basketball head coach for one year at the College of the Holy Cross (2009-2010).

Prior to Notre Dame, Kearney spent nine years (1991-2000) at the University of Delaware where he helped the Blue Hens to four NCAA Tournament appearances and winners of the America East Conference four times. He was also an assistant coach at Northwestern (1988-1991) and as a volunteer assistant at Providence College (1986-87) with then-head coach Rick Pitino. The Friars advanced to the NCAA Final Four that season after winning the Southeast Regional.

Although not on the coaching sideline over the last three years (2010-13), Kearney was not far from the game, working as a color analyst for Irish radio broadcasts, in addition to Big East and Big Ten games with ESPN during the 2012-13 season. During October and November months, Kearney traveled throughout the country attending early season basketball practices at numerous college campuses.

"I have a great respect for what Coach Boyle and his staff has done in the three short years here in Boulder," Kearney said. "The achievements they already have, is remarkable, not only have they done it with coaching, but they also have done it with recruiting, and I think the sky is the limit right now with this group."

"I'm thrilled to be a part of that and hopefully have a positive impact myself. Certainly there's no need to re-invent the wheel around here, but if I can help a little bit, I'm anxious to do that in any area that Coach Boyle or his staff needs me to help in."

2013-2014 GAME LEADERS

Oppt.	Date	Points	Rebounds	Assists	Steals	Blocks
vs. Baylor	Nov. 8	Scott (15)	Scott (11)	Dinwiddie (4)	Johnson (3)	Dinwiddie (1), Fletcher (1), Scott (1)
UT MARTIN	Nov. 10	Scott (15)	Gordon (8), Scott (8)	Hopkins (3), Johnson (3)	Hopkins (2)	Gordon (2)
WYOMING	Nov. 13	Dinwiddie (15)	Scott (9)	Gordon (2)	Booker (2)	Johnson (1)
JACKSON STATE	Nov. 16	Booker (15)	King (7), Scott (7)	Booker (6), Dinwiddie (6)	Dinwiddie (6)	Gordon (2)
ARKANSAS STATE	Nov. 18	Scott (20)	Gordon (8)	Dinwiddie (5)	Booker (2), Dinwiddie (2)	Gordon (2)
UC SANTA BARBARA	Nov. 21	Dinwiddie (24)	Scott (7)	Talton (4)	Scott (4)	Dinwiddie (1)
HARVARD	Nov. 24	Dinwiddie (17)	Scott (11)	Booker (3)	Hopkins (1), Johnson (1)	Gordon (3)
at Air Force	Nov. 30	Scott (16)	Scott (13)	Dinwiddie (5)	Dinwiddie (2)	Gordon (2)
at Colorado State	Dec. 3	Dinwiddie (28)	Gordon (8)	Dinwiddie (4)	5 players w/ 2	Scott (3)
KANSAS	Dec. 7	Booker (15), Dinwiddie (15)	Johnson (6)	Dinwiddie (7)	Johnson (3)	Dinwiddie (1)
ELON	Dec. 13	Dinwiddie (17)	Johnson (13)	Dinwiddie (7)	3 players w/ 2	Johnson, Scott, Talton (1)
vs. Oklahoma State	Dec. 21	Scott (20)	Scott (12)	Dinwiddie (3)	Scott (3)	Fletcher (1)
GEORGIA	Dec. 28	Booker (19)	Scott (13)	Booker (4)	6 players w/ 1	Gordon (1), Scott (1), Thomas (1)
OREGON STATE	Jan. 2	Booker (13), Hopkins (13), Scott (13)	Scott (10)	Dinwiddie (5)	Booker (4)	Scott (3)
OREGON	Jan. 5	Booker (27)	Scott (12)	Dinwiddie (7)	3 players w/ 1	Scott (4)
at Washington State	Jan. 8	Scott (19)	Scott (9)	Booker (3)	Booker (2), Dinwiddie (2)	Gordon (1), Scott (1), Fletcher (1)
at Washington	Jan. 12	Scott (15)	Gordon (13)	6 players w/1	Talton (2)	Gordon (4)
UCLA	Jan. 16	Booker (21)	Scott (9)	Talton (4)	Gordon (2), Hopkins (2)	Scott (3)
USC	Jan. 18	Scott (20)	Scott (8)	Booker (6)	Hopkins (2), King (2)	Gordon (5)

2013-2014 TEAM STATISTICS

Oppt.	1st	2nd	Score	FG	Pct.	3-Pt.	Pct	FT	Pct	O-Reb	D-Reb	Reb	Ast	TO	Blk	Stl	Fouls	
vs. Baylor	22	38	60	22-66	.333	2-19	.105	14-22	.636	18	21	39	10	6	3	7	21	
Oppt.	30	42	72	24-54	.444	8-20	.400	16-23	.696	12	30	42	12	13	3	2	23	
UT MARTIN	45	46	91	29-49	.592	5-14	.357	28-34	.824	9	37	46	19	18	3	8	18	
Oppt.	35	30	65	22-63	.349	12-29	.414	9-17	.529	10	16	26	13	12	1	5	24	
WYOMING	26	37	63	18-45	.400	3-12	.250	24-34	.706	12	23	35	4	14	1	5	19	
Oppt.	31	27	58	20-46	.435	7-21	.333	11-15	.733	5	19	24	11	13	3	5	29	
JACKSON STATE	46	48	94	28-45	.622	9-17	.529	29-43	.674	5	31	36	23	14	3	9	18	
Oppt.	35	35	70	25-64	.391	7-19	.368	13-19	.684	9	21	30	11	13	1	5	27	
ARKANSAS STATE	46	47	93	30-64	.469	9-23	.391	24-30	.800	12	30	42	16	9	5	6	16	
Oppt.	28	42	70	24-58	.414	7-19	.368	15-19	.789	6	24	30	11	16	4	5	21	
UC SANTA BARBARA	32	44	76	22-50	.440	4-18	.222	28-36	.778	10	24	34	12	13	1	12	12	
Oppt.	30	38	68	26-52	.500	11-28	.393	5-8	.625	5	20	25	17	17	1	9	26	
HARVARD	30	40	70	24-53	.453	8-19	.421	14-19	.737	13	33	46	12	15	6	2	11	
Oppt.	42	20	62	23-62	.371	7-23	.304	9-13	.692	9	20	29	13	10	3	10	17	
at Air Force	34	47	81	27-58	.466	9-24	.375	18-24	.750	14	28	42	20	14	3	5	21	
Oppt.	24	33	57	19-46	.413	6-22	.273	13-19	.684	4	21	25	12	18	4	4	18	
at Colorado State	30	37	67	23-57	.404	3-19	.158	18-24	.750	12	26	38	9	14	5	11	21	
Oppt.	34	28	62	19-57	.333	3-14	.214	21-27	.778	16	24	40	11	18	4	7	21	
KANSAS	33	42	75	23-56	.411	7-22	.318	22-37	.595	15	17	32	13	8	1	7	16	
Oppt.	30	42	72	27-51	.529	5-20	.250	13-20	.650	8	25	33	11	14	5	3	26	
ELON	41	49	80	24-49	.490	5-13	.385	27-46	.587	14	40	54	13	16	3	6	18	
Oppt.	26	37	63	22-59	.373	13-32	.406	6-15	.400	4	23	27	12	10	0	10	27	
vs. Oklahoma State	26	47	73	26-64	.406	6-22	.273	15-20	.750	18	23	41	7	14	1	8	26	
Oppt.	32	46	78	25-48	.521	5-15	.333	23-35	.657	6	24	30	10	14	6	5	20	
GEORGIA	46	38	84	25-49	.510	8-20	.400	26-26	1.000	12	22	34	11	14	3	6	16	
Oppt.	35	25	70	28-56	.500	5-8	.625	9-18	.500	10	12	22	7	10	1	9	24	
OREGON STATE	28	36	64	21-55	.382	5-20	.250	17-27	.630	13	21	34	10	7	6	9	15	
Oppt.	23	35	58	18-48	.375	8-15	.533	14-17	.824	12	25	37	10	17	2	3	20	
OREGON	44	56	100	31-55	.564	5-12	.417	33-39	.846	12	27	39	14	16	6	3	19	
Oppt.	42	49	91	33-78	.423	9-25	.360	16-21	.762	19	14	33	21	9	1	9	26	
at Washington State	28	28	15	71	21-51	.412	3-13	.231	26-38	.684	7	27	34	8	6	3	13	
Oppt.	34	22	14	70	27-60	.450	13-23	.565	3-3	1.000	5	28	33	17	11	2	4	22
at Washington	29	25	54	19-55	.345	1-12	.083	15-20	.750	18	20	38	6	20	6	3	15	
Oppt.	26	45	71	26-55	.473	9-20	.450	10-12	.833	9	21	30	10	13	6	6	18	
UCLA	29	27	56	20-50	.400	5-17	.294	11-19	.579	7	30	37	11	17	5	4	17	
Oppt.	36	33	69	26-66	.394	6-25	.240	11-18	.611	15	26	41	12	11	2	12	15	
USC	40	43	83	29-57	.509	6-16	.375	19-22	.864	11	32	43	15	12	10	8	15	
Oppt.	23	39	62	21-57	.368	4-16	.250	16-17	.941	5	18	23	9	11	3	6	16	

COLORADO STARTERS

Date	Opponent	Score	Starter	Total	Starter	Total	Starter	Total	Starter	Total	Starter	Total
Nov. 8	vs. Baylor	L, 60-72	Booker	10	Dinwiddie	10	Gordon	9	Johnson	8	Scott	15
Nov. 10	UT MARTIN	W, 91-65	Booker	6	Dinwiddie	13	Gordon	13	Johnson	12	Scptt	15
Nov. 13	WYOMING	W, 63-58	Booker	14	Dinwiddie	15	Gordon	6	Johnson	13	Scott	12
Nov. 16	JACKSON STATE	W, 94-70	Booker	15	Dinwiddie	11	Gordon	10	Hopkins	12	Scott	11
Nov. 18	ARKANSAS STATE	W, 93-70	Booker	7	Dinwiddie	13	Gordon	9	Hopkins	10	Scott	20
Nov. 21	UC SANTA BARBARA	W, 76-88	Booker	14	Dinwiddie	24	Gordon	9	Johnson	9	Scott	3
Nov. 24	HARVARD	W, 70-62	Booker	12	Dinwiddie	17	Gordon	5	Johnson	11	Scott	12
Nov. 30	at Air Force	W, 81-57	Booker	13	Dinwiddie	7	Gordon	6	Johnson	11	Scott	16
Dec. 3	at Colorado State	W, 67-62	Booker	12	Dinwiddie	28	Gordon	1	Johnson	0	Scott	6
Dec. 7	KANSAS	W, 75-72	Booker	15	Dinwiddie	15	Hopkins	3	Johnson	14	Scott	14
Dec. 13	ELON	W, 80-63	Booker	8	Dinwiddie	17	Hopkins	0	Johnson	12	Scott	12
Dec. 21	vs. Oklahoma State	L, 73-78	Booker	19	Dinwiddie	18	Gordon	2	Johnson	3	Scott	20
Dec. 28	GEORGIA	W, 84-70	Booker	19	Dinwiddie	17	Gordon	10	Johnson	13	Scott	14
Jan. 2	OREGON STATE	W, 64-58	Booker	13	Dinwiddie	9	Gordon	5	Johnson	9	Scott	13
Jan. 5	OREGON	W, 100-91	Booker	27	Dinwiddie	23	Gordon	4	Johnson	15	Scott	15
Jan. 8	at Washington State	W, 71-70 (ot)	Booker	18	Dinwiddie	6	Gordon	5	Johnson	14	Scott	19
Jan. 12	at Washington	L, 54-71	Booker	0	Dinwiddie	7	Gordon	11	Johnson	8	Scott	15
Jan. 16	UCLA	L, 56-69	Booker	21	Hopkins	2	Gordon	2	Johnson	2	Scott	19
Jan. 18	USC	W, 83-62	Booker	13	Hopkins	10	Gordon	5	Johnson	10	Scott	20



TAD BOYLE HEAD COACH

4th Year at CU (8th Year Overall)

Birthday Jan. 6, 1963
 Birthplace..... Pueblo, Colo.
 Family Wife, Ann
 Daughter, Claire
 Sons, Jack and Pete
 Hometown Greeley, Colo.
 High School Greeley Central, 1981
 College Kansas, 1985
 (Bachelor of Science: Business Administration)

UNIVERSITY OF COLORADO: Head Coach: 2010-present Career (Four Years at CU):

- 84-42 record (.667) and 56-8 mark at home (.875).
- 84 wins at CU is fastest coach in school history to win that many in the shortest time.
- 84 victories is fourth on the CU all-time coaching list.

• During the opening two months of the season (Nov. & Dec.) CU is now 39-12 overall (.765) in home, road, neutral games and 30-1 at home (.968).

• .667 winning percentage, ranks first in school history.

• First CU head coach in 50 years since Sox Walseth (1961-62 & 1962-63) to lead the Buffs to back-to-back NCAA Tournament appearances (2011-12 & 2012-13).

• First CU coach to lead Buffs to three consecutive post-season appearances (2010-11 NIT semifinal; 2011-12 NCAA 3rd Round; 2012-13 NCAA 2nd Round).

• First CU coach to win 20 games in each of his first three years AND first CU coach to have three, 20-win seasons.

• 11-5 in postseason games (7-2 conference, 3-1 NIT, 1-2 NCAA); most of any CU coach.

• .688 postseason winning % ranks first in school history.

• Owns three of CU's seven 20+ winning seasons.

• 13-10 (.565) record on neutral courts, third overall at CU,

• 109-50 (.684) coaching record over the last five years including a 25-8 record at Northern Colorado in 2009-10.

• Named one of three court coaches for the 2013 USA Basketball Men's World University Games training camp (assisting the 2013 USA Basketball Men's World University Games coaching staff during the June 24-July 1 training camp at the U.S. Olympic Training Center in Colorado Springs, Colo.).

• Seven-year head coaching record: 140-108 (.565).

• Three seasons a number of student-athletes have earned conference accolades. In CU's last year of the Big 12 Conference (2010-11), Alec Burks (first team, Big 12 All-Tournament team), Cory Higgins (second team), Levi Knutson (co-sixth man) • First year of the Pac-12 (2011-12), Andre Roberson (first team, All-Defensive, All-Tournament team), Carlon Brown (second team, tournament Most Outstanding Player, All-Tournament team), Spencer Dinwiddie (All-Freshman team)

• In 2012-13, Roberson (first team, Defensive Player of the Year, All-Defensive team); Dinwiddie (first team), Josh Scott (All-Freshman team) • Sabatino Chen (2011-12 & 2012-13 Pac-12 Academic first team); Shane Harris-Tunks (2012-13 Pac-12 Academic second team & 2011-12 Pac-12 Academic honorable mention); Levi Knutson (2010-11 Big 12 Academic first team); Trey Eckloff (2010-11 Big 12 Academic first team).

2012-13: 21-12

- No. 19 Associated Press/USA Today Coaches' Poll (Nov. 26)
- AP No. 23 ranked (Nov. 19).
- The AP No. 23 ranking is the first time CU was ranked in a major poll since earning back-to-back No. 25 rankings in the Coaches Poll during the 2005-06 season.
- 2012 Charleston Classic Champions (3-0).
- CU defeated Oregon, twice (the Pac-12 Tournament Champion), Arizona, Colorado State, California.
- The Buffs have now enjoyed the best three consecutive years in attendance numbers ever (421,028, an 8,255 average for 51 games; no previous coach averaged over 6,500 for a three-year run).
- No. 1 in Pac-12 Conference-only defense (62.2 ppg.)
- No. 1 in Pac-12 Conference Team (all games) 3-Point Defense (32.0)
- Defeated four ranked opponents, a first since 2002-03.
- 3-straight road conference wins for the first time since 2000-01.
- First CU MBB coach to win season opener each of first 3 seasons.
- Named the official starter of the 34th Annual Boulder Boulder (May 2012), the largest road race in the United States where all participants are timed and the fifth largest road race in the world.

2011-12: 24-12

- NCAA Tournament Appearance (3rd Round), a school-first since 2002-03 (9 years); only third NCAA Tournament appearance since 1968-69 (43 years).
- First CU head coach to win 20 or more games in his first two years.
- His 48 wins at CU are the best in school history in any two-span.
- Defeated No. 6 seed and No. 23/25 ranked UNLV (68-64) in the second round, CU's first tourney win since 1996-97.
- Helped guide CU to the Pac-12 Conference Championship winning four games in four days; first conference title since 1968-69.
- Just the 10th team from the "big six" conferences to win four games in four days en route to the conference title.
- National Association of Basketball Coaches (NABC) District 20 Coach of the Year (1st CU coach named).
- Sixth team in school history to win 20 games and first 20-win team in school history to average under 70 ppg. (67.5).
- Won his 100th career win at a head coach at the Pac-12 Tournament defeating Utah (Mar. 7, 2012).
- CU went 14-2 at home in 2011-12, the fourth time in school history to win that many games at home, the others: 2010-11, 2005-06, 2002-03.
- 11 Pac-12 Conference wins, most wins in season (1996-97; 11).

- Boyle won his 40th game as CU's coach (against Oregon), taking him 61 games to reach this milestone tying Frosty Cox for the fewest games.
- First CU head coach to achieve back-to-back 3-0 conference starts in his first two years at the helm.
- First CU head coach since Frosty Cox to win back-to-back conference openers since 1935-36 and 1936-37.

2010-11: 24-14

- School-best 24 wins in his first season at CU.
- School-best 18 home wins.
- Four attendance marks: sellouts a season (5); all games (140,284); conference total (78,472); conference average (9,809).
- Advanced to the NIT Final Four and appearance at Madison Square Garden, a CU first since 1990-91.
- Highest Big 12 conference finish (5th) since 2005-06.
- Advanced to the Big 12 Tournament semifinals for the first time in the 15-year history of the conference.
- Won three Big 12 road games for the first time since 1996-97.
- Defeated NCAA Tourney Teams: Kansas St. (three times), Texas and Missouri.
- Named National Coach of the Week by The Hoops Report in its weekly awards for the week of Jan. 10-16, 2011.
- First CU head coach since Henry Iba (1933-34) to win his first three conference games
- First CU coach since H.B. Lee (1950-51) to win first two conference games in his first year.
- Successfully won his CU debut with an 88-80 home win against Idaho State (Nov. 12).
- Became first CU head coach in 20 years since Joe Harrington (1990-91) to win coaching debut.
- Named 18th head coach in CU men's basketball history on April 19.

NORTHERN COLORADO: Head Coach2006-2010

2009-10: 25-8

- Advanced to the post season for the first time in school history, advancing to the quarterfinals of the CollegeInsiders.com Tournament while racking up a school record 25 victories.
- Coached one first-team All-Big Sky member and also the Big Sky Conference Defensive Player of the Year.
- Resurrected the basketball program at Northern Colorado, including a breakout season in 2009-10 (25-8, .758) and finished second in the Big Sky Conference. • Guided the Bears to a 56-66 record (.459) the past four seasons.
- Awarded the NABC Division I All-District Coach of the Year, the Big Sky Coach of the Year by both *The Sporting News* and *CollegeInsider.com*, where he was also named a finalist for the National Mid-Major Coach of the Year award.

2008-09: 14-18 UNC's first Big Sky Tourney berth

- Improved from one conference win his first season to an 8-8 mark
- Earned the school's first D-I post-season trip, to the Sun Belt Conference Tournament.

2007-08: 13-16..... Won at SDSU (RPI top 50)

- Defeated Colorado State, 72-59, in his second season and also knocked off San Diego State, 72-59. The Aztecs were ranked among the nation's top 50 teams in the RPI rankings at that time.

2006-07: 4-24 Bears' first year in Big Sky

- Named the 17th coach in UNC history on April 25, 2006.
- At that point, the Bears were in the midst of a transition to Division I in its first season as a member of the Big Sky Conference • Finished last nationally in the final RPI rankings. There were, however, flashes of times to come, including close losses to both Colorado (88-86) and Colorado State (75-66).

WICHITA STATE: Associate Head Coach..... 2000-06

- Spent six seasons with current Maryland head coach Mark Turgeon and was part of another turn around that saw the Shockers improve from 9-19 (.321) his first year there to one of the nation's top mid-major teams in 2006 when Wichita State went 26-9 and advanced to the Sweet 16 of the NCAA Tournament. The Shockers eventually lost to Final Four Cinderella George Mason in the regional semifinals • finished with a No. 21 final ranking.
- 2005-06: 26-9 MVC champs, NCAA Sweet 16
- 2004-05: 22-10 NIT second round
- 2003-04: 21-11 NIT
- 2002-03: 18-12NIT
- 2001-02: 15-15 9-9 in Missouri Valley Conference
- 2000-01: 9-19

JACKSONVILLE STATE (Ala.): Assistant Coach..1998-2000

- Boyle reconnected with Mark Turgeon, as an assistant coach at Jacksonville State, where they helped turn a team that was 8-18 into a 17-11 squad in just one season.
- 1999-00: 17-11 (12-6 in TransAmerica Conference)
- 1998-99: 8-18

TENNESSEE: Director Basketball Operations ..1997-98

- Followed Jerry Green to Tennessee, where he was director of basketball operations when the Vols won 20 games and advanced to the NCAA Tournament.

OREGON: Assistant Coach 1994-97

- First collegiate coaching job (1994) an assistant under Jerry Green. Mark Turgeon was also an assistant from 1993-97 • Spent three seasons helping the Ducks to the 1995 NCAA Tournament and 1997 NIT.
- 1996-97: 17-11NIT
- 1995-96: 16-13..... -
- 1994-95: 19-9NCAA Tournament

WHAT THEY ARE SAYING ...

"Tad has bought back a resurgence to Colorado basketball with his energy and enthusiasm. I am impressed with his knowledge of the game and his ability to communicate to his Buffaloes team."

-- Dick Vitale, *ESPN College Basketball Analyst*

"Tad has done something few thought possible -- turn Colorado into a basketball school. The Buffaloes have as much of an impact in their new conference as any other team transitioning to a new league and that is a credit to Tad and his staff."

-- Andy Katz, *ESPN.com Senior College Basketball Writer*

"I'm a believer in Tad Boyle. He is not only a terrific teacher of the game with great basketball knowledge, he keeps it simple and gives his players an understanding of what you need to do to win, but a firm understanding of how teams lose, too. Boyle has tremendous toughness in him. He is demanding without being demeaning, and he puts his players in position to achieve together without fear of failing. That's what truly outstanding coaches do, and Tad Boyle is a truly outstanding coach."

-- Jay Bilas, *ESPN College Basketball Analyst*

"I've been blessed to work with many hall of fame caliber coaches during my career and I can say without reservation that Tad Boyle is as talented as any coach I've been around! Whether you're talking about X's-and-O's, in-game adjustments, or recruiting...he's the total package. And, best of all...he's an even better human being."

-- Mark Johnson, *Sports Director Newsradio 850 KOA*

COACHING CAREER

2010-Present: Head Coach, University of Colorado

2006-2010: Head Coach, University of Northern Colorado

2000-2006: Associate Head Coach, Wichita State University

1998-2000: Assistant Coach, Jacksonville State (Ala.) University

1997-1998: Director of Basketball Operations, University of Tennessee

1994-1997: Assistant Coach, University of Oregon

PLAYING HISTORY

University of Kansas

Member of two NCAA Tournament Teams (1984, 1985)

Named Team Captain Senior Season

"Most Unselfish Player" 1985

"Most Inspirational Player" 1982

Greeley High School

Led Wildcats to 1981 State Championship

Colorado Player of the Year

Converse All-American Team

BOYLE vs. THE NATION

Arkansas State	1-0	Montana	2-7
Alabama	0-1	Montana State	4-4
Alcorn State	1-0	Murray State	1-0
Air Force	4-2	Nebraska	1-1
Arizona	3-3	New Mexico	0-1
Arizona State	2-3	New Orleans	1-0
Bakersfield, Cal State	2-0	North Dakota	2-0
Ball State	0-1	Northern Arizona	6-3
Baylor	1-3	Oklahoma	0-2
Bowling Green	1-1	Oklahoma State	1-1
California	4-2	Oregon	5-2
Citadel, The	1-0	Oregon State	5-4
Colorado	0-1	Pacific	0-1
Colorado Christian	1-0	Portland	2-1
Colorado State	5-3	Portland State	1-7
Colo.-Colorado Springs	0-1	Purdue	0-1
Creighton	0-1	Sacramento State	6-2
Dayton	1-0	San Diego State	1-1
Denver	4-2	San Francisco	0-1
Eastern Michigan	0-1	San Jose State	1-1
Eastern Washington	4-4	Southern	1-0
Elon	1-0	Southern Utah	1-0
Fort Lewis College	1-0	Stanford	2-2
Fresno State	2-1	Texas	1-0
Georgia	2-1	Texas A&M	0-1
Gonzaga	0-1	Texas Christian	1-0
Hartford	1-0	Texas-Pan American	1-0
Harvard	1-1	Texas Southern	4-0
Hawai'i	1-0	Texas State	1-1
Idaho State	5-5	Texas Tech	1-0
Illinois	0-1	UCLA	0-3
Indiana	1-0	UC Santa Barbara	1-0
Iowa	0-1	UNLV	1-0
Iowa State	2-1	USC	3-0
Jackson State	1-0	Utah	4-1
Johnson & Wales	4-0	UT Martin	1-0
Kansas	1-4	VMI	1-0
Kansas State	3-0	Washington	1-2
Kent State	1-0	Washington State	3-0
Liberty	0-1	Weber State	2-6
Longwood	1-0	Western Michigan	1-0
Louisiana Monroe	1-0	Western New Mexico	1-0
Maryland	0-1	Wichita State	0-1
Maryland Eastern Shore	1-0	Wofford	1-0
McNeese State	1-0	Wyoming	1-3
Missouri	1-1	TOTAL	140-108

JEAN PRIOLEAU

Family: Wife, Janelle; **Son:** Elijah

Hometown: Teaneck, N.J.

High School: Teaneck

College: Fordham (1992)



University of Colorado (2010 - present)

- Fourth year with CU basketball.
- Named Associate Head Coach this past summer.
- Assistant coach with Tad Boyle at Wichita State (2000-2005).

"Jean is ready to be a head coach, deserves to be a head coach," CU head coach Tad Boyle said. "He is multiple-faceted in terms of his recruiting and coaching ability, relationship with the players, and his professionalism. Jean does a tremendous job and has for many years, not just CU's staff, but any staff he's been on."

Texas Christian University (2008-2010): spent two years as an assistant coach and recruiting coordinator.

Iowa State (2006-2008): helped the Cyclones record 29 victories. The Cyclones had three All-Big 12 Conference performers in Mike Taylor, Wesley Johnson and Jiri Hubalek and were ranked in the top-100 among in a pair of defensive categories.

Marquette (2005-06): as an assistant coach under former Marquette head coach and current Indiana University head coach Tom Crean. In his lone season with the Golden Eagles, Marquette recorded a 20-11 overall record and a 10-6 mark in Big East Conference en route to securing a spot in the NCAA Tournament.

- part of a Marquette program that ranked 11th in the country in three-point field goal percentage, 22nd in three-point field goals made per game and 43rd in the nation in scoring offense in his lone campaign. That season, Prioleau watched as the Golden Eagles posted victories over a trio of nationally-ranked opponents, including a 94-79 triumph over top-ranked UConn.

Wichita State (2000-2005): played a vital role in the resurgence and success of the Shockers in the Missouri Valley Conference.

- The Shockers earned a NIT berth on three occasions during Prioleau's tenure. During his five years, the Shockers never finished below a .500 overall or conference mark while winning 18 or more games in four of five seasons.
- The Shockers collected 94 total victories, including a pair of 20-win seasons in each of his final two campaigns with the program.
- Signed the top recruiting class in 2001 in the Missouri Valley Conference, helped ink Sean Ogirri (Colorado Player of the Year), Paul Miller (2006 Missouri Valley Conference Player of the Year and 2001 Freshman of the Year), Jamar Howard (Missouri Valley Conference Defensive Player of the Year) and Randy Burns (Missouri Valley Conference Rookie of the Year).

Fordham University (1999-2000).

MIKE ROHN

Family: Wife, Stephanie

Daughters: Raegen and Rylee

Hometown: Colby, Kan.

High School: Colby

College: McPherson (1990);

Fort Hays State (1993)



University of Colorado (2010 - present)

- Fourth year with CU basketball.
- Named Head Recruiting Coordinator this past summer.
- An assistant coach at Wichita State with Tad Boyle (2001-2006).

"One of the steadiest people I have ever worked with in my life," said CU head coach Tad Boyle. "Mike is the ultimate grinder, works extremely hard and he's a guy that thinks; a forward-thinker and ready to be a head coach. He has all the tools in what it takes to be a head coach, and is invaluable to our staff and to me."

Texas A&M (2007-2010): Three years as the director of basketball operations at Helped the Aggies to a trio of NCAA Tournament Round of 32 appearances. During those three years in College Station, the Aggies won 73 games, including 28 Big 12 Conference games. A&M also led the conference in scoring defense (65.8 ppg.) for the first time in league history during the 2009-10 campaign.

Wichita State (2000-2007): Seven years as an assistant coach to Mark Turgeon, in addition with current CU associate head coach, Jean Prioleau, and head coach Tad Boyle (2001-2006), the Shockers engineered an impressive resume earning three-straight NIT trips (2003, 2004, 2005). During the 2005-06 season, the Shockers not only won their first Missouri Valley Conference championship in 19 years, they capped off a 26-9 record with a 2006 NCAA Tournament berth and a Sweet 16 appearance, a school-first in 18 years.

- Rohn also helped coach fifth-year student-athlete Paul Miller cap off one of the best careers of any Shocker center by being named the MVC Player of the Year, the first Shocker to earn the award in 21 years, in addition to Jamar Howard (Missouri Valley Conference Defensive Player of the Year).

• Prior to Wichita State, Rohn served three seasons as head coach (1997-2000) at Dodge City (Kan.) Community College, where he built a 55-38 record and coached the Conquistadors to three consecutive state playoff appearances, including a 21-10 mark in 1999-2000. Assistant coach at Dodge City from 1993-97. In 1997, Dodge City was crowned the 1997 Jayhawk West Conference Champions.

Fort Hays State (1991-93): Graduate Assistant Coach.

Colby CC (1990-91): Assistant Coach.

McPherson College (1989-90): Assistant Coach.

RODNEY BILLUPS

Hometown: Denver, Colo.

High School: George Washington

College: University of Denver (2005)



University of Colorado (2010 - present)

- Fourth year with CU basketball.
- Named Assistant Coach prior to 2012-13 season.
- Director of Basketball Operations (2010-2012).

"Rodney continues to bring a lot of value to our staff," head coach Tad Boyle said. "Each year, he gets more and more comfortable in his recruiting role, and continues to develop into a fine, young coach."

- Younger brother of former CU great Chauncey Billups, who played with the Buffaloes from 1995-97.
- Three-year standout with the University of Denver Pioneers from 2002-05.
- At DU, averaged 10.2 points, 6.4 assists, and 3.2 rebounds during his 2004-05 senior season.
- Led the Sun Belt Conference in assists, also ranked 17th nationally.
- Named an All-SBC third team selection in 2004-05, the same season he helped the Pioneers win 20 games and a National Invitational Tournament berth.
- 199 assists in his senior season, ranks third all-time in school history, while his 58 steals, ranks seventh.
- Over his three years at DU, Billups ranks fourth all-time in assists (418) and steals (154). For his career, he averaged 8.5 points per game, in addition to 4.6 assists, 2.7 rebounds and 1.7 steals per game.
- In 2004-05, Billups was named co-recipient of the Floyd M. Theard Jr. Memorial Award. The award is presented each year to the DU men's basketball player who best displays the qualities of leadership, scholarship and sportsmanship.



ASKIA BOOKER #0

Junior • Guard

6'1" • 170

Two-Year Letterwinner

Los Angeles, Calif. (Price HS)

Career: Scored 727 points ranking 58th on the school's all-time scoring list • Also is 49th in career assists (120) • Career totals: 10.7 ppg., 3.1 rpg., 1.7 apg., 1.0 stl. per game • Double-digit scoring 36 times • Led CU in assists 16 times, scoring 15 times and steals 14 times.

2012-2013 (sophomore): One of two players to start all 33 games (Dinwiddie) • First in field goals (152) and 3-pointers made (49) • Second in team scoring (12.4 ppg.) and assists (71, 2.2 apg.) • Third in steals (40, 1.2) and free throw percentage (70.4) • Leading scorer eight times (one shared); assists 10 times (two shared); steals 8 times (2 shared) • Scored 20 points, twice (23 pts. vs. Murray State; 20 points in home victory against California, Jan. 27) • Personal-best five assists at Arizona (Jan. 3) and home win against Air Force (Nov. 25) • Tied a career-best four steals against the Racers in Charleston • 12 games over 15+ points • Six games over 18 or more points • Teamed up with Spencer Dinwiddie (505 pts.) to break CU sophomore tandem record (915 total points) • Also formed best one-two backcourt scoring punches among BCS schools, fourth overall in Division I (27.7 ppg.).

2012-2013 Pac-12 Conference (all games): Ranked No. 12 in steals (1.2); No. 15 in 3-point field goals made (1.5) and No. 17 in scoring per game (12.4) • Tied for second overall among conference players in best field goal percentage (.889, 8-of-9 vs. Northern Arizona, Dec. 21).

2012-2013 Pac-12 Conference (conference-only): No. 15 in steals (1.2) and No. 25 in scoring (11.1 ppg.).

Awards: Pac-12 Conference Player of the Week (Nov. 11-17) • Charleston Classic Most Valuable Player honors leading the Buffaloes to a 3-0 record and to the classic title • Led all scorers averaging 19.3 points, 3.0 assists, 2.7 steals, 2.3 rebounds per game • Shot 51.1 from the field (24-of-47) with seven 3-pointers over three games.

2011-2012 (freshman): Played in 35 games with one start • Averaged 21.5 minutes, 9.1 points, 2.7 rebounds, and 1.4 assists per game • Collaborated with fellow teammate Spencer Dinwiddie (360 pts.) forming the best 1-2 freshman scoring pair in school history with 677 points • Only CU freshmen pair to score over 250 or more points • The freshmen pair averaged 18.8 ppg., tying for the best overall points per game average • Booker scored 317 points, the 10th most points tallied by a freshman.

Academics: College major is communication.

Personal: Born August 31, 1993 • Son of Daniele Ricardo • Lists winning the CIF and the state title as his biggest moments of prep career.

SEASON/CAREER HIGHS

Points

Season 27 Oregon (Jan. 5)

Career 27 Oregon (Jan. 5)

FGM

Season 8 Oregon (Jan. 5)

vs. Oklahoma State (Dec. 21)

Career 10 Murray State (Nov. 18, 2012)

FGA

Season 16 Oregon (Jan. 5)

vs. Baylor (Nov. 8)

Career 18 Murray State (Nov. 18, 2012)

vs. Baylor (Nov. 16, 2012)

Rebounds

Season 7 Oregon (Jan. 5)

Career 9 at USC (Jan. 26, 2012)

O-Rebs

Season 1 seven times

Career 4 at USC (Jan. 26, 2012)

D-Rebs

Season 6 Oregon (Jan. 5)

Career 6 Oregon (Jan. 5)

Oregon (Mar. 7, 2013)

at Washington St. (Jan. 19, 2013)

at Washington (Jan. 16, 2013)

Texas Southern (Nov. 27, 2012)

Oregon State (Feb. 2, 2012)

3-Pt. FGs

Season 5 UCLA (Jan. 16, 2014)

Career 4 vs. Illinois (Mar. 22, 2013)

California (Jan. 27, 2013)

at Arizona (Jan. 3, 2013)

Utah (Dec. 31, 2011)

3-PT. FGA

Season 7 twice

Career 10 vs. Illinois (Mar. 22, 2013)

FT

Season 13 at Washington State (Jan. 8)

Career 13 at Washington State (Jan. 8)

FTA

Season 14 at Washington State (Jan. 8)

Career 14 at Washington State (Jan. 8)

Assists

Season 6 USC (Jan. 18)

Jackson State (Nov. 16)

Career 6 USC (Jan. 18)

Jackson State (Nov. 16)

Steals

Season 4 Oregon State (Jan. 2)

Career 4 Oregon State (Jan. 2)

Murray State (Nov. 18, 2012)

vs. Maryland (Nov. 18, 2011)

Blocks

Season 1 Jackson State (Nov. 16)

Career 1 Jackson State (Nov. 16)

at Oregon (Mar. 1, 2012)

Minutes

Season 38 at Washington State (Jan. 8)

Career 45 Texas Southern (Nov. 27, 2012)

2013-2014 Game-by-Game (junior)

Game	GS	Min	FGs	3FGs	FTs	O-D-R	Pf	A	To	BL	ST	Pts
vs. Baylor	*	36	5-16	0-4	0-0	1-3-4	2	3	0	0	2	10
UT MARTIN	*	18	2-6	0-2	2-2	1-2-3	1	2	4	0	1	6
WYOMING	*	32	4-11	2-5	4-4	0-3-3	3	0	3	0	2	14
JACKSON ST.	*	29	6-10	3-7	0-0	1--5	2	6	2	1	0	15
ARKANSAS ST.	*	25	2-8	1-4	2-2	0-3-3	3	4	2	0	2	7
UCSB	*	25	5-10	1-4	3-3	0-4-4	3	2	3	0	3	14
HARVARD	*	27	5-15	0-3	2-2	0-1-1	0	3	1	0	0	12
at Air Force	*	22	5-13	3-7	0-0	0-2-2	0	0	2	0	1	13
at Colorado St.	*	21	4-12	0-6	4-6	0-1-1	2	1	2	0	2	12
KANSAS	*	33	5-12	3-6	2-6	1-2-3	3	0	1	0	1	15
ELON	*	13	4-10	0-1	0-0	2-0-2	2	0	3	0	0	8
vs. Okla. State	*	37	8-15	3-7	0-0	1-1-2	2	1	2	0	1	19
GEORGIA	*	31	7-12	2-4	3-3	0-0-0	1	4	2	0	1	19
OREGON ST.	*	31	3-10	1-5	6-6	1-3-4	1	2	1	0	4	13
OREGON	*	33	8-16	1-3	10-12	1-6-7	1	4	0	0	1	27
at Wash State	*	38	2-12	1-4	13-14	0-4-4	3	3	1	0	2	18
at Washington	*	24	0-9	0-2	0-0	0-2-2	3	1	3	0	0	0
UCLA	*	29	7-11	5-7	2-5	0-4-4	4	2	4	0	0	21
USC	*	25	3-5	1-2	6-6	0-4-4	1	6	2	1	1	13

MISC. '13-14 SEASON CAREER

Double-Figure Scoring	15	51
20+ Points	2	4
15+ Points	7	24
Double-Doubles	-	-
Led CU in Scoring	6	21
Led CU in Rebounds	-	1
Led CU in Assists	6	21
Led CU in Steals	7	21
5+ Rebounds	-	11
4+ Assists	5	14
3+ Steals	2	8
Pac-12 POW	2	3

2012-2013 Game-by-Game (sophomore)

Game	GS	Min	FGs	3FGs	FTs	O-D-R	Pf	A	To	BL	ST	Pts
WOFFORD	*	30	6-13	1-3	0-0	0-3-3	1	0	3	0	1	13
vs. Dayton	*	38	6-11	3-5	1-2	0-4-4	0	4	1	0	1	16
vs. Baylor	*	34	8-18	2-6	1-2	0-1-1	2	3	3	0	3	19
vs. Murray State	*	33	10-18	2-5	1-2	0-2-2	2	2	2	0	4	23
AIR FORCE	*	32	5-13	1-4	4-5	2-5-7	3	5	3	0	1	15
TX SOUTHERN	*	45	4-15	2-8	5-8	0-6-6	3	4	2	0	0	15
at Wyoming	*	31	2-13	2-5	0-0	1-1-2	2	2	4	0	0	6
COLORADO ST.	*	33	2-11	1-3	1-5	2-1-3	3	2	1	0	1	6
at Kansas	*	29	5-15	1-6	4-4	0-4-4	2	1	2	0	1	15
at Fresno State	*	35	4-10	2-3	4-6	0-4-4	1	1	2	0	2	14
N. ARIZONA	*	18	8-9	1-2	0-1	0-4-4	1	1	0	0	2	17
HARTFORD	*	26	8-13	3-5	0-0	1-3-4	1	2	3	0	1	19
at Arizona	*	43	5-17	4-7	4-4	0-3-3	4	5	2	0	0	18
at Arizona State	*	34	5-14	1-6	2-3	1-3-4	5	2	3	0	2	13
USC	*	31	4-12	1-4	3-3	0-2-2	1	2	4	0	1	12
UCLA	*	31	6-16	2-5	4-4	0-3-3	2	1	2	0	1	18
at Washington	*	34	3-14	0-3	3-3	1-6-7	5	3	3	0	1	9
at Washington St.*	*	37	3-11	0-2	1-3	1-6-7	1	4	2	0	1	7
STANFORD	*	26	6-9	0-2	1-2	0-4-4	4	3	1	0	3	13
CALIFORNIA	*	32	8-12	4-6	0-0	0-4-4	0	3	4	0	1	20
at Utah	*	37	3-14	0-5	2-2	2-1-3	1	1	1	0	1	8
at Oregon	*	22	3-13	1-3	1-2	0-2-2	3	0	1	0	0	8
at Oregon State	*	37	2-14	0-5	5-6	3-3-6	1	3	1	0	1	9
ARIZONA	*	32	4-11	1-4	1-2	0-1-1	0	2	1	0	3	10
ARIZONA ST.	*	37	7-13	3-7	0-0	0-3-3	1	2	3	0	0	17
UTAH	*	31	3-11	1-6	1-2	1-3-4	2	1	1	0	1	8
at Stanford	*	27	2-9	0-2	0-0	0-4-4	1	3	2	0	1	4
at California	*	29	2-11	1-5	1-2	0-2-2	1	0	1	0	1	6
OREGON	*	28	5-12	0-4	1-2	0-6-6	2	2	3	0	2	11
OREGON ST.	*	29	3-13	2-7	0-0	0-0-0	2	3	1	0	2	8
vs. Oregon St.	*	29	1-9	1-4	4-4	0-3-3	1	4	2	0	1	7
vs. Arizona	*	26	4-10	2-5	2-2	1-0-1	3	0	3	0	0	12
vs. Illinois	*	34	5-14	4-10	0-0	1-2-3	3	0	2	0	0	14

2011-2012 Game-by-Game (freshman)

Game	GS	Min	FGs	3FGs	FTs	O-D-R	Pf	A	To	BL	ST	Pts
FORT LEWIS	-	20	3-8	0-0	3-3	0-4-4	1	2	3	0	1	9
vs. Wichita State	*	12	1-2	1-1	2-4	0-2-2	4	1	3	0	2	5
vs. Maryland	-	21	4-6	0-0	0-2	0-3-3	5	4	2	0	4	8
vs. W. Michigan	-	26	3-8	0-2	5-6	0-2-2	3	4	1	0	0	11
at Air Force	-	30	3-7	3-4	2-4	1-4-5	1	0	2	0	0	11
GEORGIA	-	23	4-6	0-1	6-8	0-4-4	1	3	0	0	0	14
at Colorado State	-	23	2-9	0-2	2-3	1-2-3	1	1	3	0	1	6
FRESNO STATE	-	16	0-2	0-0	0-0	0-1-1	2	2	3	0	0	0
WYOMING	-	24	3-8	1-4	2-4	0-1-1	2	1	2	0	1	9
CSU BAKERSFIELD	-	21	2-6	0-1	2-2	0-2-2	2	0	1	0	1	6
TEXAS SOUTHERN	-	23	5-11	1-3	2-2	1-5-6	1	3	1	0	2	13
NEW ORLEANS	-	19	4-9	4-7	2-2	0-1-1	2	2	1	0	0	14
WASHINGTON	-	23	4-8	3-5	1-2	0-4-4	0	0	1	0	0	12
WASHINGTON ST	-	25	2-6	0-2	1-1	0-4-4	2	4	2	0	1	5
at California	-	21	1-3	0-1	1-2	0-4-4	4	1	4	0	0	3
at Stanford	-	19	1-5	0-3	0-0	0-0-0	1	0	1	0	0	2
ARIZONA STATE	-	18	4-6	0-1	3-3	0-1-1	3	1	3	0	0	11
ARIZONA	-	18	2-6	1-4	4-6	0-1-1	1	1	0	0	0	9
at USC	-	25	4-10	3-7	2-2	4-5-9	1	1	3	0	1	13
at UCLA	-	21	6-10	1-1	0-0	1-0-1	1	1	0	0	0	13
OREGON STATE	-	20	4-10	0-2	7-7	1-6-7	0	3	0	0	2	15
OREGON	-	26	5-8	0-1	7-8	0-4-4	4	2	3	0	2	17
at Arizona	-	18	0-6	0-1	4-4	1-2-3	4	1	2	0	0	4
at Arizona State	-	19	3-6	0-0	3-3	0-2-2	2	0	2	0	1	9
at Utah	-	18	2-8	1-1	3-4	1-2-3	1	0	2	0	0	8
STANFORD	-	26	4-11	1-4	3-6	2-1-3	4	2	1	0	3	12
CALIFORNIA	-	22	4-7	1-3	0-0	0-2-2	2	1	1	0	0	9
at Oregon	-	21	3-9	0-2	3-4	1-0-1	1	2	2	1	2	9
at Oregon State	-	23	6-11	1-1	2-2	1-1-2	1	0	2	0	1	15
vs. Utah	-	18	1-6	0-1	0-0	0-1-1	0	0	2	0	0	2
vs. Oregon	-	23	3-10	1-4	0-0	0-0-0	0	2	0	0	1	7
vs. California	-	20</										



WESLEY GORDON #1

Redshirt-Freshman • Forward

6'9" • 225

Colorado Springs, Colo.

(Sierra HS)

2012-2013 (freshman): Did not play, was redshirted • Redshirt-freshman in 2013-14 • Four years of eligibility remaining.

Sierra HS: Averaged 19.7 points per game helping Sierra to a 26-2 record and an appearance in the 4A state championship game • All-Colorado and All-4A first-team all-state selection • First-team all-Colorado Springs Metro League • Participated in "The Show" an all-star game that featured 20 of the best boys basketball players in the state (all classifications) at the Pepsi Center on April 6, 2012 • Led the losing White squad in scoring with 16 points • Verbally committed to CU in March 2010 • Was coached by head coach Terry Dunn, former CU men's assistant coach from 1996-2004 • As a junior named second-team 4A all-state by The Denver Post • Averaged nearly 21 points per game for a Sierra team that went 14-9 • As a sophomore (2009-10) helped the Stallions defeat Pueblo East at the Coors Events Center for the 4A state championship • Three-star prospect on Rivals.com • Four-star rating by Scout.com, nation's 23rd best power forward recruit in Class of 2012.

Academics: College major is anthropology.

Personal: Born July 14, 1994 • Son of Eddie and Lisa Gordon • Older brother, Garren Pride was in the United States Army.

2013-2014 Game-by-Game (freshman)

Game	GS	Min	FGs	3FGs	FTs	O-D-R	Pf	A	To	BL	ST	Pts
vs. Baylor	*	27	4-6	0-2	1-2	3-5-8	2	1	0	0	0	9
UT MARTIN	*	25	6-7	0-0	1-2	2-6-8	2	2	2	2	0	13
WYOMING	*	33	2-5	0-0	2-2	0-2-2	1	2	3	0	1	6
JACKSON ST.	*	24	2-2	0-0	6-11	0-3-3	3	3	0	2	0	10
ARKANSAS ST.	*	24	2-7	0-0	5-7	2-6-8	2	1	1	2	0	9
UCSB	*	21	3-4	0-0	3-6	5-1-6	1	0	0	0	0	9
HARVARD	*	29	2-6	0-0	1-2	4-7-11	1	2	4	3	0	5
at Air Force	*	24	1-4	0-0	4-8	3-0-3	1	2	0	2	0	6
at Colorado St.	*	28	0-3	0-0	1-2	1-7-8	1	1	3	1	2	1
KANSAS	did not play: injured											
ELON	did not play: injured											
vs. Okla. State	*	22	1-4	0-0	0-0	1-5-6	3	0	3	0	1	2
GEORGIA	*	26	3-3	0-0	4-4	2-4-6	2	1	2	1	1	10
OREGON ST.	*	20	2-4	0-0	1-2	2-0-2	3	0	0	2	0	5
OREGON	*	27	2-5	0-1	0-0	4-3-7	1	1	4	2	0	4
at Wash. State	*	28	2-5	0-0	1-2	3-3-6	1	0	3	1	0	5
at Washington	*	27	5-7	0-0	1-2	7-6-13	1	0	2	4	0	11
UCLA	*	27	0-3	0-0	2-4	2-4-6	3	1	3	1	2	2
USC	*	22	2-3	1-2	0-0	4-4-8	1	2	2	5	1	5

SEASON HIGHS

Points

Season 13 UT Martin (Nov. 10)

FGM

Season 6 UT Martin (Nov. 10)

FGA

Season 7 at Washington (Jan. 12)
UT Martin (Nov. 10)

Rebounds

Season 13 at Washington (Jan. 12)

O-Rebs

Season 7 at Washington (Jan. 12)

D-Rebs

Season 7 at Colorado State (Dec. 3)
Harvard (Nov. 24)

3-Pt. FGs

Season -

3-Pt. FGA

Season 2 vs. Baylor (Nov. 8)

FT

Season 6 Jackson State (Nov. 16)

FTA

Season 11 Jackson State (Nov. 16)

Assists

Season 3 Jackson State (Nov. 16)

Steals

Season 2 twice

Blocks

Season 5 USC (Jan. 18)

Minutes

Season 33 Wyoming (Nov. 13)

MISC.

2013-14

Double-Figure Scoring	4
15+ Points	-
10+ Rebounds	2
Double-Doubles	1
Led CU in Scoring	-
Led CU in Rebounds	4
Led CU in Assists	1
Led CU in Steals	3
Led CU in Blocks	9
5+ Rebounds	10
2+ Assists	5
2+ Steals	2
2+ Blocks	9



XAVIER JOHNSON #2

Sophomore • Forward
 6'7" • 220
 One-Year Letterwinner
 Santa Ana, Calif.
 (Mater Dei HS)

SEASON/CAREER HIGHS

Points		
Season	15	Oregon (Jan. 5)
Career	22	Oregon (Mar. 7, 2013)
FGM		
Season	6	Oregon (Jan. 5)
Career	7	Oregon (Mar. 7, 2013) Arizona (Feb. 14, 2013) California (Jan. 27, 2013)
FGA		
Season	10	three times
Career	14	at California (Mar. 2, 2013)
Rebounds		
Season	15	Elon (Dec. 13)
Career	15	Elon (Dec. 13)
O-Rebs		
Season	4	Elon (Dec. 13)
Career	9	Arizona State (Feb. 16, 2013)
D-Rebs		
Season	11	Elon (Dec. 13)
Career	11	twice
3-Pt. FGs		
Season	3	Georgia (Dec. 28)
Career	4	Arizona (Feb. 14, 2013)
3-Pt. FGA		
Season	6	Georgia (Dec. 28)
Career	6	Georgia (Dec. 28)
FT		
Season	5	three times
Career	5	Oregon (Mar. 7, 2013)
FTA		
Season	10	at Washington State (Jan. 8)
Career	10	at Washington State (Jan. 8)
Assists		
Season	3	twice
Career	3	twice
Steals		
Season	3	three times
Career	3	three times
Blocks		
Season	1	five times
Career	3	Oregon State (Mar. 9, 2013)
Minutes		
Season	34	at Washington State (Jan. 8)
Career	38	at Arizona (Jan. 3, 2013)

MISC. '13-14 SEASON CAREER

Double-Figure Scoring	10	22
20+ Points	-	1
13+ Points	5	14
10+ Rebounds	1	4
Double-Doubles	1	3
Led CU in Scoring	-	3
Led CU in Rebounds	2	5
Led CU in Blocks	2	8
Led CU in Assists	2	2
Led CU in Steals	4	5
4+ Rebounds	11	31
2+ Blocks	-	2
2+ Steals	3	4

2013-2014 Game-by-Game (sophomore)

Game	GS	Min	FGs	3FGs	FTs	O-D-R	Pf	A	To	BL	ST	Pts
vs. Baylor	*	17	4-9	0-2	0-3	1-2-3	5	0	0	0	3	8
UT MARTIN	*	25	3-5	1-2	5-5	0-4-4	2	3	1	0	1	12
WYOMING	*	31	4-6	0-1	5-9	1-4-5	2	0	1	1	1	13
UCSB	*	29	3-5	0-2	3-4	0-5-5	1	2	3	0	3	9
HARVARD	*	29	4-7	3-4	0-0	1-5-6	1	1	2	0	1	11
at Air Force	*	23	5-6	0-1	1-1	3-5-8	1	2	0	0	0	11
at Colorado St.	*	18	0-4	0-2	0-0	2-1-3	5	0	3	1	1	0
KANSAS	*	33	4-9	1-2	5-8	2-4-6	0	0	1	0	3	14
ELON	*	31	3-6	2-3	4-8	4-11-15	1	3	2	1	0	12
vs. Okla State	*	27	1-5	0-3	1-2	1-4-5	3	0	3	0	0	3
GEORGIA	*	26	5-10	3-6	0-0	1-3-4	2	1	2	0	1	13
OREGON ST.	*	33	3-10	0-3	3-5	2-7-9	1	0	1	1	0	9
OREGON	*	29	6-10	0-1	3-3	3-4-7	3	0	5	0	0	15
at Wash. State	*	34	4-8	0-1	6-10	1-2-3	3	1	0	0	0	14
at Washington	*	30	3-6	1-2	1-2	3-3-6	2	1	3	1	0	8
UCLA	*	33	1-6	0-2	0-0	2-6-8	0	1	1	1	1	2
USC	*	23	4-9	1-1	1-1	0-1-1	0	0	0	1	0	10

2012-2013 Game-by-Game (freshman)

Game	GS	Min	FGs	3FGs	FTs	O-D-R	Pf	A	To	BL	ST	Pts
WOFFORD	-	24	1-2	0-1	3-4	2-6-8	1	1	2	0	0	5
vs. Dayton	-	26	5-9	2-4	3-4	0-3-3	5	1	1	2	1	15
vs. Baylor	-	23	3-6	0-0	1-4	2-4-6	3	1	5	1	0	7
vs. Murray State	-	12	1-1	0-0	0-1	1-0-1	2	0	1	0	0	2
AIR FORCE	-	10	3-4	1-2	0-0	0-1-1	4	0	1	0	0	7
TX SOUTHERN	-	23	2-4	0-0	2-4	2-3-5	4	0	2	1	0	6
at Wyoming	-	22	2-4	0-1	2-2	1-2-3	4	0	3	0	0	6
COLORADO ST.	-	16	2-3	0-1	1-4	0-2-2	1	0	0	1	0	5
at Kansas	-	18	0-4	0-1	1-4	1-3-4	5	0	1	0	0	1
at Fresno State	-	8	0-0	0-0	1-2	0-4-4	4	0	3	1	0	1
N. ARIZONA	-	23	6-7	3-3	2-3	1-3-4	1	1	2	0	0	17
HARTFORD	-	18	1-6	0-1	2-2	2-0-2	2	1	2	0	0	4
at Arizona	*	38	4-8	2-4	3-6	2-4-6	3	1	0	0	2	13
at Arizona State	-	14	2-6	0-1	0-0	2-2-4	5	0	2	0	0	4
USC	*	23	2-7	0-2	3-6	1-2-3	3	1	0	1	0	7
UCLA	*	22	2-5	1-3	3-5	1-1-2	2	0	2	0	0	8
at Washington	*	29	4-10	0-0	1-2	3-1-4	4	0	3	1	0	9
at Washington St.	-	20	5-7	0-2	4-6	1-3-4	1	0	2	0	1	14
STANFORD	*	24	5-8	1-2	0-0	1-2-3	4	0	2	0	0	11
CALIFORNIA	*	30	7-10	0-2	4-4	1-11-12	3	0	5	0	0	18
at Utah	*	31	3-7	0-2	0-1	3-7-10	4	1	2	1	1	6
at Oregon	*	21	3-7	2-3	0-0	0-2-2	1	1	1	0	0	8
at Oregon State	-	23	1-3	0-1	1-2	1-1-2	2	0	1	0	0	3
ARIZONA	*	27	7-9	4-5	1-2	2-7-9	3	1	2	0	0	19
ARIZONA ST.	*	36	4-9	0-1	2-4	9-5-14	2	1	4	0	1	10
UTAH	*	29	2-4	1-3	1-2	2-3-5	0	0	2	1	1	6
at Stanford	*	26	3-5	0-2	1-3	2-3-5	3	0	0	0	0	7
at California	*	36	4-14	3-4	3-6	3-4-7	2	0	0	1	0	14
OREGON	*	22	7-7	3-3	5-6	1-2-3	4	0	2	0	0	22
OREGON ST.	*	28	3-7	0-0	0-0	4-3-7	4	0	3	3	0	6
vs. Oregon St.	*	33	6-10	0-1	4-9	3-5-8	1	0	1	0	1	16
vs. Arizona	*	30	3-5	1-1	4-7	2-0-2	4	1	1	0	0	11
vs. Illinois	*	27	2-6	1-1	2-2	0-4-4	5	0	0	1	1	7

CAREER STATISTICS

Year	GP-GS	Min	FG-FGA	Pct	3PT-A	Pct	FT-FTA	Pct	O	D	Reb	Avg	Ast	To	PF-FO	Stl	Blk	Pts	Avg
2013-14	17-17	470	57-121	.471	12-38	.316	38-61	.623	27	71	98	5.8	15	28	32-2	15	7	164	9.6
2012-13	33-18	792	105-204	.515	25-57	.439	60-107	.561	56	103	159	4.8	12	58	96-4	9	15	295	8.9
Total	50-35	1262	162-325	.499	37-95	.390	98-168	.583	83	174	257	5.1	27	8	128-6	24	22	459	9.2



XAVIER TALTON

#3

Sophomore • Guard
 6'2" • 180
 One-Year Letterwinner
 Sterling, Colo.
 (Sterling HS)

SEASON/CAREER HIGHS

Points		
Season	13	Jackson State (Nov. 16)
Career	13	Jackson State (Nov. 16)
FGM		
Season	5	Jackson State (Nov. 16)
Career	5	Jackson State (Nov. 16)
FGA		
Season	6	Jackson State (Nov. 16)
Career	6	Jackson State (Nov. 16)
Rebounds		
Season	6	Elon (Dec. 13)
Career	6	Elon (Dec. 13)
O-Rebs		
Season	3	Harvard (Nov. 24)
Career	3	Harvard (Nov. 24)
D-Rebs		
Season	4	Elon (Dec. 13)
Career	4	twice
3-Pt. FGs		
Season	3	Jackson State (Nov. 16)
Career	3	Jackson State (Nov. 16)
3-Pt. FGA		
Season	4	Jackson State (Nov. 16)
Career	4	Jackson State (Nov. 16)
FT		
Season	4	Oregon (Jan. 5)
Career	4	Oregon (Jan. 5)
FTA		
Season	6	Oregon (Jan. 5)
Career	6	Oregon (Jan. 5)
Assists		
Season	4	three times
Career	4	three times
Steals		
Season	2	Elon (Dec. 13)
Career	2	three times
Blocks		
Season	1	Elon (Dec. 13)
Career	1	Elon (Dec. 13)
Minutes		
Season	25	Jackson State (Nov. 16)
Career	25	Jackson State (Nov. 16)

2013-2014 Game-by-Game (sophomore)

Game	GS	Min	FGs	3FGs	FTs	O-D-R	Pf	A	To	BL	ST	Pts
vs. Baylor	-	6	0-1	0-1	0-0	0-0-0	2	0	1	0	0	0
UT MARTIN	-	11	0-2	0-1	2-2	0-1-1	3	1	1	0	1	2
WYOMING	-	16	0-2	0-1	1-2	0-1-1	1	0	0	0	0	1
JACKSON ST.	-	25	5-6	3-4	0-0	0-1-1	1	3	2	0	1	13
ARKANSAS ST.	-	16	2-5	1-3	0-0	0-1-1	2	1	1	0	0	5
UCSB	-	17	0-4	0-2	0-0	0-1-1	2	1	0	1	0	0
HARVARD	-	18	3-5	1-2	2-3	3-2-5	1	2	3	0	0	9
at Air Force	-	16	0-2	0-1	2-2	1-1-2	3	4	0	0	1	2
at Colorado St.	-	18	2-5	0-1	0-0	0-1-1	2	4	2	0	0	4
KANSAS	-	9	0-3	0-2	0-0	0-1-1	0	0	0	0	0	0
ELON	-	24	4-5	1-1	0-0	2-4-6	3	2	1	1	2	9
vs. Okla. State	-	10	1-3	0-0	0-0	0-0-0	1	0	1	0	0	2
GEORGIA	-	9	0-3	0-2	0-0	0-1-1	1	0	0	0	0	0
OREGON ST.	-	13	1-2	0-1	0-0	2-0-2	1	1	0	0	1	2
OREGON	-	11	2-2	0-0	4-6	0-0-0	4	0	1	0	0	8
at Wash. State	-	16	1-3	1-2	0-0	0-4-4	0	2	0	0	1	3
at Washington	-	17	0-5	0-2	0-0	0-1-1	0	1	4	0	2	0
UCLA	-	25	2-7	0-4	1-2	1-1-2	2	4	3	0	0	5
USC	-	18	1-3	0-2	0-0	0-2-2	2	3	0	0	1	2

2012-2013 Game-by-Game (freshman)

Game	GS	Min	FGs	3FGs	FTs	O-D-R	Pf	A	To	BL	ST	Pts
WOFFORD	-	10	0-3	0-1	2-3	0-1-1	2	0	0	0	1	2
vs. Dayton	-	3	0-0	0-0	0-0	0-0-0	0	0	1	0	0	0
vs. Baylor	-	2	0-0	0-0	0-0	0-1-1	0	0	0	0	0	0
vs. Murray State	-	4	0-0	0-0	0-0	0-0-0	0	0	0	0	0	0
AIR FORCE	-	9	1-3	0-0	0-0	0-3-3	0	0	0	0	0	2
TX SOUTHERN	-	8	1-1	0-0	0-0	0-1-1	0	0	0	0	0	2
at Wyoming	-	9	3-3	1-1	0-0	1-0-1	3	0	1	0	0	7
COLORADO ST.	-	5	0-0	0-0	0-0	0-0-0	0	1	0	0	0	0
at Kansas	-	19	2-4	0-1	0-0	1-0-1	2	3	1	0	2	4
at Fresno State	-	8	0-1	0-0	0-0	0-0-0	0	0	1	0	0	0
N. ARIZONA	-	20	2-4	2-3	0-0	1-1-2	2	2	2	0	0	6
HARTFORD	-	14	0-1	0-1	1-3	0-1-1	1	0	2	0	0	1
at Arizona	-	3	0-0	0-0	0-0	0-0-0	0	0	0	0	0	0
at Arizona State	-	4	0-0	0-0	0-0	0-0-0	2	0	1	0	0	0
USC	-	7	1-2	0-0	0-0	0-0-0	0	1	0	0	0	2
at Washington	-	1	0-0	0-0	0-0	0-0-0	0	0	1	0	0	3
at Washington St.	-	2	0-0	0-0	0-0	0-0-0	0	0	0	0	0	0
STANFORD	-	1	0-0	0-0	0-0	0-1-1	1	0	0	0	0	0
CALIFORNIA	-	1	0-0	0-0	0-0	0-0-0	0	0	0	0	0	0
at Utah	-	8	1-1	0-0	0-1	0-0-0	1	0	0	0	0	2
at Oregon	-	10	1-1	0-0	0-0	0-1-1	0	2	0	0	0	2
at Oregon State	-	5	0-0	0-0	0-0	0-0-0	0	0	1	0	0	0
ARIZONA	-	7	2-2	1-1	1-2	0-0-0	0	0	2	0	2	6
ARIZONA ST.	-	9	1-1	1-1	0-0	0-1-1	0	1	0	0	1	3
UTAH	-	11	0-0	0-0	0-0	0-1-1	0	1	2	0	0	0
at Stanford	-	8	0-1	0-1	0-0	0-0-0	0	0	0	0	0	0
at California	-	3	0-0	0-0	0-0	0-0-0	0	0	0	0	0	0
OREGON	-	14	1-3	1-1	0-0	0-0-0	0	1	0	0	0	3
OREGON ST.	-	12	1-3	0-1	0-0	0-2-2	0	1	1	0	0	2
vs. Oregon St.	-	4	0-2	0-0	0-0	0-1-1	1	0	0	0	1	0
vs. Arizona	-	10	2-3	0-0	0-0	0-4-4	2	2	0	0	0	4
vs. Illinois	-	3	0-0	0-0	0-0	0-0-0	1	0	0	0	0	0

CAREER STATISTICS

Year	GP-GS	Min	FG-FGA	Pct	3PT-A	Pct	FT-FTA	Pct	O	D	Reb	Avg	Ast	To	PF-FO	Stl	Blk	Pts	Avg
2013-14	19-0	294	24-68	.353	7-32	.219	12-17	.706	9	23	32	1.7	30	21	31-0	11	1	60	3.5
2012-13	32-0	234	19-39	.487	6-12	.500	4-9	.444	3	19	22	0.7	15	16	17-0	7	0	48	1.5
Total	51-0	528	43-107	.4102	13-44	.296	16-26	.615	12	42	54	1.1	45	37	48-0	18	1	108	2.1

MISC. '13-14 SEASON CAREER

Double-Figure Scoring	1	1
4+ Points	7	12
2+ Rebounds	6	10
Double-Doubles	-	-
Led CU in Scoring	-	-
Led CU in Rebounds	-	-
Led CU in Blocks	1	1
Led CU in Assists	3	5
Led CU in Steals	2	2
2+ Assists	7	11
2+ Steals	1	3



ELI STALZER
 Sophomore • Guard
 6'3" • 190
 One-Year Letterwinner
 Brea, Calif.
 (Mater Dei HS)

#5

2012-2013 (freshman): Played in 25 games • Averaged 1.4 points, 0.8 rebounds, 9.1 minutes per game • Season-high six points in home win against Air Force (Nov. 25) • Three steals and two assists in home win against Hartford (Dec. 29) • Two assists in home finale against Oregon State (Mar. 9) • Shot 66.7 percent from the free throw line • Helped the Buffaloes to their second consecutive NCAA Tournament appearance, a school-first in back-to-back years since 1961-62 & 1962-63 (50 years).

Academics: College major is music (is a pianist) • Accepted into CU's College of Music (Oct. 2012) • Selected

to serve as a member of the NCAA Division 1 Men's Basketball Issues Committee • Stalzer's term continues through September 1, 2015 • He was selected by CU's Director of Student-Athlete Leadership after being their nomination to the Pac-12 Conference. There the conference office selected Stalzer and moved his name on to the NCAA. They, in turn, selected him for the committee.

Personal: Born December 22, 1992 • Son of Randy and Chinita Stalzer • Youngest of four children • Sarah, Aaron (played volleyball at Pepperdine), and Isaac.

2013-2014 Game-by-Game (sophomore)

Game	GS	Min	FGs	3FGs	FTs	O-D-R	Pf	A	To	BL	ST	Pts
UT MARTIN	-	6	0-0	0-0	1-2	1-0-1	1	1	1	0	1	1
WYOMING	-	2	0-1	0-1	0-0	0-0-0	0	0	0	0	0	0
JACKSON ST.	-	6	0-2	0-1	2-2	0-0-0	0	0	0	0	0	2
ARKANSAS ST.	-	6	0-0	0-0	0-0	0-0-0	0	0	1	0	1	0
at Air Force	-	5	0-0	0-0	0-0	0-0-0	0	1	0	0	0	0
at Colorado St.	-	1	0-0	0-0	0-0	0-0-0	0	0	0	0	0	0
GEORGIA	-	1	0-0	0-0	0-0	0-0-0	0	0	1	0	0	0
OREGON	-	0+	0-0	0-0	0-0	0-0-0	1	0	0	0	0	0
at Washington	-	10	1-3	0-1	0-0	1-1-2	1	1	1	0	0	2
UCLA	-	12	1-3	0-1	0-0	0-2-2	2	0	1	0	0	2
USC	-	20	1-3	1-1	1-2	1-5-6	0	1	2	0	0	4

2012-13 Game-by-Game (freshman)

Game	GS	Min	FGs	3FGs	FTs	O-D-R	Pf	A	To	BL	ST	Pts
WOFFORD	-	16	2-2	1-1	0-0	0-3-3	0	1	1	0	0	5
vs. Dayton	-	10	1-2	1-2	0-0	0-0-0	1	0	0	0	0	3
vs. Baylor	-	10	1-1	1-1	0-0	0-0-0	1	0	0	0	0	3
vs. Murray State	-	7	0-0	0-0	0-0	0-0-0	0	0	2	0	0	0
AIR FORCE	-	12	2-3	2-3	0-0	0-1-1	1	0	1	0	0	6
TX SOUTHERN	-	12	0-1	0-1	0-0	0-0-0	1	1	1	1	1	0
at Wyoming	-	19	1-3	0-1	1-1	0-4-4	1	1	0	0	0	3
COLORADO ST.	-	10	0-0	0-0	0-0	0-1-1	1	0	2	0	0	0
at Kansas	-	10	0-2	0-2	1-2	0-0-0	1	0	1	0	0	1
at Fresno State	-	5	0-0	0-0	0-0	0-0-0	1	0	1	0	0	0
N. ARIZONA	-	21	0-3	0-3	0-0	1-2-3	5	3	1	0	0	0
HARTFORD	-	13	0-2	0-0	0-0	0-1-1	2	2	3	0	3	0
at Arizona State	-	3	0-0	0-0	0-0	0-0-0	1	0	0	0	0	0
USC	-	9	1-1	1-1	0-0	0-0-0	1	0	1	0	0	3
at Washington	-	7	1-1	0-0	1-1	0-1-1	4	0	0	0	0	3
at Washington St.	-	9	0-0	0-0	2-2	0-2-2	0	0	1	0	0	2
STANFORD	-	4	0-1	0-0	1-3	0-0-0	1	0	0	0	0	1
CALIFORNIA	-	10	1-1	0-0	0-0	0-1-1	0	0	1	0	0	2
at Utah	-	7	0-0	0-0	0-0	0-0-0	0	1	1	0	0	0
at Oregon State	-	7	1-3	0-2	0-0	0-0-0	1	1	2	1	0	2
UTAH	-	6	0-2	0-2	0-0	0-0-0	0	0	0	0	1	0
at Stanford	-	2	0-0	0-0	0-0	1-0-1	0	0	0	0	0	0
OREGON	-	5	0-1	0-1	0-0	0-2-2	2	0	2	0	1	0
OREGON ST.	-	11	1-2	0-1	0-0	1-0-1	0	2	0	0	0	2
vs. Arizona	-	3	0-0	0-0	0-0	0-0-0	0	0	0	0	0	0

CAREER STATISTICS

Year	GP-GS	Min	FG-FGA	Pct	3PT-A	Pct	FT-FTA	Pct	O	D	Reb	Avg	Ast	To	PF-FO	Stl	Blk	Pts	Avg
2013-14	11-0	69	3-12	.250	1-5	.200	4-6	.667	3	8	11	1.0	4	7	5-0	2	0	11	1.0
2012-13	25-0	228	12-31	.387	6-21	.286	6-9	.667	3	18	21	0.8	12	21	25-1	6	2	36	1.4
Total	36-0	297	15-43	.349	7-26	.269	10-15	.667	6	27	34	0.9	16	28	30-1	8	2	47	1.3

SEASON/CAREER HIGHS

Points		
Season	4	USC (Jan. 18)
Career	6	Air Force (Nov. 25, 2012)
FGM		
Season	1	twice
Career	2	twice
FGA		
Season	3	three times
Career	3	eight times
Rebounds		
Season	6	USC (Jan. 18)
Career	6	USC (Jan. 18)
O-Rebs		
Season	1	three times
Career	1	five times
D-Rebs		
Season	5	USC (Jan. 18)
Career	5	USC (Jan. 18)
3-Pt. FGs		
Season	1	USC (Jan. 18)
Career	2	Air Force (Nov. 25, 2012)
3-Pt. FGA		
Season	1	five times
Career	3	twice
FT		
Season	2	Jackson State (Nov. 16)
Career	2	twice
FTA		
Season	2	three times
Career	3	Stanford (Jan. 24, 2013)
Assists		
Season	1	four times
Career	3	Northern Arizona (Dec. 21, 2012)
Steals		
Season	1	twice
Career	3	Hartford (Dec. 29, 2012)
Blocks		
Season	-	
Career	1	twice
Minutes		
Season	20	USC (Jan. 18)
Career	21	Northern Arizona (Dec. 21, 2012)

MISC. '13-14 SEASON CAREER

Double-Figure Scoring	-	-
5+ Points	-	2
Led CU in Scoring	-	-
Led CU in Rebounds	-	-
Led CU in Assists	1	1
Led CU in Steals	-	1
3+ Rebounds	1	4
3+ Steals	-	1
2+ Assists	-	3
1+ Blocks	-	2



TRE'SHAUN FLETCHER #10

Freshman • Forward

6'7" • 200

Tacoma, Wash.
(Lincoln HS)

Freshman Year (2013-2014): Injured his left knee at Washington (Jan. 12) • Will be out of the lineup 6-to-8 weeks • Lefthander with a great skill package • More of a true wing • Handles ball well and shoots well • Coach Boyle's says: "He's really a good passer for his position. He's long, athletic, runs the floor well and is great in transition. We think he'll fit in very well with what we're looking to do here. Bottom line is, he can do a lot different things to help you win."

Lincoln HS: Is the all-time leading scorer in the Abes history • Senior year averaged 21 points, 10 rebounds and five assists per game • Helped lead Lincoln to a 23-4 record and third place finish in the state tournament • 3A state player of the year, also first-team all-state, first-team all-league • Three West Central District and Narrows League championships three of four years • Over his four years, the Abes were 82-21 (.796), including a 63-12 mark (.840) during this sophomore, junior, senior years 2013 Rivals.com three-star prospect: No. 26 small forward and No. 143 overall • Scout.com: Ranked as a top-100 player (No. 90) nationally for 2013 • Junior season, was named MVP of the Narrows League, as well as first team all-area and second-team all-state • Averaged 18 points, 11 rebounds and five assists in Lincoln's 18-8 season • Scholarship offers came from Arizona State, Washington State, UCLA, Boise State, Cal Poly, Gonzaga, Oregon State and Santa Clara • Played AAU ball with the Northwest Panthers, whose coach, Gary Ward, called Fletcher "a legitimate 6-foot-6 with a 6-foot-9 wingspan • Multi-skilled, played some one, some two and some three (positions). Ward also described Fletcher as "crafty" and "sometimes a little too unselfish, he is a really good player."

Academics: Open option major in College's Arts and Sciences.

Personal: Born October 5, 1994 • Son of Bobby Ann Fletcher • Is the youngest of four children • Wore jersey number 4 in high school • Biggest moment of high school was trailing by 21 points in the fourth quarter and winning the district championship • "I feel like Colorado is a good fit for me. I love the coaches, the players and the system. I feel like I am a very versatile player. I can guard positions one through three, I can shoot it, I can dribble it and I can pass it. I think colleges like my length, too. I can get in and bang with the fours and fives, too."

SEASON HIGHS

Points

Season 9 Arkansas State (Nov. 18)

FGM

Season 4 Arkansas State (Nov. 18)

FGA

Season 8 vs. Oklahoma State (Dec. 21)

Rebounds

Season 5 at Colorado State (Dec. 3)

O-Rebs

Season 3 vs. Oklahoma State (Dec. 21)
at Colorado State (Dec. 3)

D-Rebs

Season 4 UT Martin (Nov. 10)

3-Pt. FGs

Season 1 four times

3-Pt. FGA

Season 4 vs. Oklahoma State (Dec. 21)

FT

Season 2 five times

FTA

Season 5 Kansas (Dec. 7)

Assists

Season 1 three times

Steals

Season 2 Elon (Dec. 13)

Blocks

Season 1 vs. Oklahoma State (Dec. 21)
at Air Force (Nov. 30)
vs. Baylor (Nov. 8)

Minutes

Season 16 Harvard (Nov. 24)

2013-2014 Game-by-Game (freshman)

Game	GS	Min	FGs	3FGs	FTs	O-D-R	Pf	A	To	BL	ST	Pts	
vs. Baylor	-	15	1-4	0-2	0-0	1-1-2	2	1	1	1	0	2	
UT MARTIN	-	13	2-2	1-1	0-1	0-4-4	2	0	1	0	0	5	
WYOMING	-	2	0-0	0-0	0-0	0-0-0	2	0	0	0	0	0	
JACKSON ST.	-	5	0-0	0-0	0-0	0-0-0	4	0	1	0	0	0	
ARKANSAS ST.	-	13	4-6	1-3	0-2	1-1-2	0	0	0	0	0	9	
UCSB	-	7	2-3	1-2	2-2	0-1-1	1	0	1	0	0	7	
HARVARD	-	16	2-3	0-1	0-0	1-0-1	1	0	0	0	0	4	
at Air Force	-	10	0-2	0-2	0-0	0-0-0	4	0	1	1	0	0	
at Colorado St.	-	7	1-3	0-0	0-0	3-2-5	0	0	0	0	0	2	
KANSAS	-	11	2-3	1-2	2-5	2-0-2	0	0	0	0	0	7	
ELON	-	14	0-1	0-1	0-0	1-2-3	2	1	2	0	2	0	
vs. Okla. State	-	13	3-8	1-4	0-0	3-1-4	2	1	1	1	1	7	
GEORGIA	-	2	0-3	0-2	2-2	0-1-1	0	1	0	0	0	2	
OREGON ST.	-	did not play											
OREGON	-	5	1-2	0-1	1-1	0-1-1	0	0	0	0	0	3	
at Wash. State	-	9	1-3	0-2	2-2	0-2-2	0	0	0	1	0	4	
at Washington	-	10	1-3	0-2	2-2	0-1-1	2	0	1	0	0	4	

MISC.

2013-14

Double-Figure Scoring	-
10+ Points	-
5+ Points	5
Double-Doubles	-
Led CU in Scoring	-
Led CU in Rebounds	-
Led CU in Steals	1
Led CU in Blocks	3
3+ Rebounds	4
2+ Assists	-
2+ Steals	1



KEVIN NELSON #12

Senior • Guard
6'2" • 185
Albuquerque, N.M.
(Albuquerque Academy/
Missouri State University-West)

2013-2014 (junior): Is a senior in the classroom, junior on the court • Missed the entire season with a broken right ankle • Played in seven games with three points against UT Martin (Nov. 10).

Missouri State University West Plains (2010-2012): Played and started all 30 games at the point-guard position in 2011-12 • Led the Grizzlies in assists and helped the team to a 21-10 record during the 2011-12 campaign • Second place finish during the Region 16 regular season • Member of the 2010-11 team that reached the pinnacle of NJCAA competitive success with a 31-4, the best in school history • Grizzlies held the NJCAA Poll #1 ranking for five consecutive weeks and finished #1 unanimously in the final two polls • Missouri State-West Plains competes in NJCAA Division I athletics.

2009-2010 (New Mexico): Did not play, injured.

Albuquerque Academy: Three-year letterman in basketball and baseball (a pitcher) • First-team all-state, all-district, and was the 4A Player of the Year in 2009 (basketball) Led 4A in assists as a junior leading the Chargers to second place in the state tournament.

Academics: College major is business with an emphasis in finance.

Personal: Born August 11, 1990 • Son of Ron and Sheila Nelson • Has an older sister, Molly, a 2011 graduate of Bates College • Father played college basketball at New Mexico (1966-68), in addition was a Helms All-American for the Lobos following his senior season of 1967-68; also played professionally in the ABA.



BRETT BRADY #15

Sophomore • Guard
6'1" • 160
One-Year Letterwinner
Highlands Ranch, Colo.

2013-2014: Is a walk-on student-athlete with this year's CU team • Was a practice player with the Buffaloes in 2012-2013 • Has played in four games with a made three-pointer in two of them (UT Martin and Arkansas State).

Highlands Ranch HS: Three-year letterman in basketball • All-Conference first team • Led state of Colorado in made three pointers as a senior • Recorded the most three pointers in a single game (8).

Academics: College major is applied mathematics.

Personal: Born August 15, 1994 in Highlands Ranch, Colo. • Son of Bill and Carolyn Brady • Has six siblings.



BEAU GAMBLE #14

Senior • Guard
6'0" • 180
One-Year Letterwinner
Boulder, Colo. (Fairview HS)

2013-2014 (senior): Is a senior in the classroom, however has one more year of eligibility • Seven games played with a three-pointer at Air Force (Nov. 30) and against USC (Jan. 18).

Summer 2013: Member of Athletes In Action team that traveled to Lithuania during August • Team USA went 4-1 • Played in five games • Averaged 1.6 assists, one rebound and 13 minutes a game • High-game was 20 minutes with two assists, one point and one steal • Handed-out four assists and a rebound in 17 minutes in another game.

2012-2013 (junior): Played in five games • Averaged 1.4 points per game • Scored three points in home win over Northern Arizona (Dec. 21) • Two points each against Hartford (Dec. 29) and Oregon (Mar. 7), both home wins • Two years eligibility remaining.

2011-2012 (sophomore): Per NCAA rules sat out the season after transferring from Santa Clara.

2010-2011 (Santa Clara): Played in four games • Averaged 3.3 minutes and 2.0 points per game • First year walk-on who made his first two three-pointers in win over Bethany (Jan. 3) • Also added six points with one rebound and one assist in four minutes • Career-high two assists in season-high six minutes vs. UC Santa Cruz (Feb. 1) • Member of the Broncos basketball team that won the 2011 CIT Championship.

2009-2010 (New Hampton Prep): Attended New Hampton Prep in New Hampshire • Played in six games before he missed the rest of the season with an injury.

Fairview HS: Played in the Rocky Mountain Fall Showcase game all four years, including his sophomore year when he was named Most Valuable Player with 28 points (six three-pointers) • Two-year captain • Four-year basketball letterwinner • Led his team to the state semifinals with a 26-1 record • Led Class 5A in assists his senior year • Scored 29 points in three games and had 10 or more assists in six games • Averaged nine points, seven assists, four rebounds and three steals per game during his senior year • Named second team all-state and first-team all-conference • Averaged 15 points, three assists, and two rebounds his junior year when he was honored second-team all-conference • Played AAU for Boulder Titans and Colorado Chaos • Colorado Chaos won the Great American Shootout • Was a member of student council senate at Fairview and was a 2009 graduate.

Academics: College major is communication.



DUSTIN THOMAS #13

Freshman • Forward

6'7" • 220

Texarkana, Texas
(Pleasant Grove HS)

Freshman Year Preview (2013-2014): Shoots the ball extremely well from the perimeter and can put the ball on the floor • Can play inside and out • Plays with extraordinary energy and can rebound • Exceptional shooter for a "big" (48 percent accuracy from 3-point range as a junior) • Coach Boyle says: "The thing that makes Dustin special is his love for the game, his motor. And shooting, he can really stroke it. But what sets him apart is his love for the game. Every time I talk to him he's going to the gym or on his way back. There's not a day that goes by that he's not trying to get better as a basketball player. I think if anything we've got to kind of tone him down a little; he loves the game and his desire to be great is unquestionable."

Pleasant Grove HS: Helped the Hawks to 29-2 mark, including 3A Region II District 15 regular season title • Pleasant Grove lost to Argyle in regional semifinals • 2013 Rivals.com three-star: No. 28 small forward and No. 150 overall • Pleasant Grove won 29 games last season, with Thomas a big reason for the success • He was 3A Region II District 15 MVP after averaging 20 points, 14 rebounds, five assists and five steals • Made an astounding 48 percent of his three-point attempts • Rivals.com ranks him as a three-star prospect • Ranked as the eighth-best senior prospect in Texas — among a loaded class in the Lone Star State that had three prospects sign with Kentucky • Schools that offered him a scholarship included Oklahoma, Texas-Arlington and Lehigh, with interest being shown by Kansas State, Texas, SMU and Tulsa • Pleasant Grove coach Billy Brewer said Thomas is very comfortable shooting from behind the arc: "Three-point range is pretty easy for him. We run a motion offense and we are going to run until they get the ball in his hands • Dustin can also dribble penetrate and he can go in the post. He can do whatever he wants to do so we try to get the ball in his hands."

Academics: Open Option major in College of Arts & Sciences.

Personal: Born July 26, 1995 • Son of David and Shonda Thomas • On selecting CU, "Going up there (to visit Boulder), I didn't know what to expect. Everything about Colorado was perfect. It is like a big family out there. At first, I didn't even think Colorado would have been where I would choose to go. But once I got out there, it completely turned my impression about it. I loved everything about it. The players made me feel like family. The coaching staff was just real up front and I trust them. They won the Pac-12 (in 2012) and you can tell the fans really show them a lot of love. It is just real fun to be around it and I wanted to be a part of that." • Wore jersey number 13 in high school and was a member of the National Honors Society.

2013-2014 Game-by-Game (freshman)

Game	GS	Min	FGs	3FGs	FTs	O-D-R	Pf	A	To	BL	ST	Pts
vs. Baylor	-	14	1-4	1-2	0-0	3-0-3	4	0	0	0	0	3
UT MARTIN	-	19	3-3	1-1	2-2	0-2-2	2	2	2	0	1	9
WYOMING	-	11	1-3	0-0	0-0	1-1-2	2	0	2	0	0	2
JACKSON ST.	-	17	5-8	1-2	2-4	1-3-4	2	2	3	0	1	13
ARKANSAS ST.	-	18	1-7	0-2	0-0	1-4-5	4	1	0	0	0	2
UCSB	-	13	1-2	0-1	2-2	0-2-2	0	0	0	0	0	4
HARVARD	-	11	0-2	0-2	0-0	0-3-3	2	0	1	0	0	0
at Air Force	-	13	2-3	0-0	3-3	1-2-3	3	1	3	0	0	7
at Colorado St.	-	17	2-5	0-2	0-2	5-0-5	3	0	2	0	0	4
KANSAS	-	16	0-3	0-2	3-6	3-1-4	1	1	1	0	0	3
ELON	-	10	2-2	0-0	5-8	1-0-1	2	0	1	0	0	9
vs. Okla State	-	9	0-3	0-1	0-0	0-0-0	3	0	1	0	0	0
GEORGIA	-	10	1-1	0-0	2-2	2-2-4	1	1	1	1	0	4
OREGON ST.	-	11	0-1	0-0	0-2	1-1-2	2	2	0	0	0	2
OREGON	-	5	0-0	0-0	0-0	0-0-0	2	0	0	0	0	0
at Wash State	-	5	1-1	0-0	0-0	0-0-0	0	0	0	0	0	2
at Washington	-	14	0-1	0-0	0-2	2-1-3	2	0	1	0	0	0
UCLA	-	16	1-2	0-0	1-2	1-3-4	2	1	0	0	0	3
USC	-	18	3-4	0-1	1-3	1-1-2	4	0	3	0	0	7

SEASON HIGHS

Points

Season 13 Jackson State (Nov. 16)

FGM

Season 5 Jackson State (Nov. 16)

FGA

Season 8 Jackson State (Nov. 16)

Rebounds

Season 5 at Colorado State (Dec. 3)
Arkansas State (Nov. 18)

O-Rebs

Season 5 at Colorado State (Dec. 3)

D-Rebs

Season 4 Arkansas State (Nov. 18)

3-Pt. FGs

Season 1 Jackson State (Nov. 16)
Baylor (Nov. 8),
UT Martin (Nov. 10)

3-Pt. FGA

Season 2 four times

FT

Season 5 Elon (Nov. 13)

FTA

Season 8 Elon (Nov. 13)

Assists

Season 2 Oregon State (Jan. 2)
Jackson State (Nov. 16)
UT Martin (Nov. 10)

Steals

Season 1 Jackson State (Nov. 16)
UT Martin (Nov. 10)

Blocks

Season 1 Georgia (Dec. 28)

Minutes

Season 19 UT Martin (Nov. 10)

MISC.

2013-14

Double-Figure Scoring	1
10+ Points	1
5+ Points	5
Double-Doubles	-
Led CU in Scoring	-
Led CU in Rebounds	-
Led CU in Assists	-
Led CU in Blocks	1
4+ Rebounds	6
2+ Assists	3
2+ Steals	-



JARON HOPKINS #23

Freshman • Guard

6'5" • 190

Mesa, Ariz.

(Dobson HS) [Chandler, Ariz.]

Freshman Year Preview (2013-2014): A multi-purpose guard who can play the point, the two spot and the wing • Passes, dribbles and shoots at a high level • Coach Boyle says: "There's not a lot of things he can't do on the basketball court. He's an elite level athlete with a good frame who can run and jump. He's certainly one of the top players in the state if not the top player in the state, in our opinion."

Dobson HS: Senior year averaged 22.2 points, 4.5 rebounds, 2.4 assists and 2.1 steals per game • Dobson went 19-12; lost to Mesa in the second round of the Division I state playoffs • Second-team all-state (Division I) honoree • 2013 Rivals.com: Three-star: 30th ranked shooting guard; Ranked No. 143 nationally by Rivals.com • Averaged 21.8 points, 7.0 rebounds, 6.0 assists, 5.3 steals and 0.8 blocks during his junior season at Basha High School (Chandler, Ariz.) • Hopkins can shoot, going 60 percent from the field as a junior, including 37 percent from beyond the arc and 57 percent from the free throw line • Scored 20 or more points 16 times and led his state's Section II in points, steals and assists in a 22-7 season that saw the Bears advance to the second round of the AIA Division I playoffs and a No. 10 state ranking • His 5.3 steals per game in 2011-12, led the state of Arizona and ranked #23 nationally • Other western schools pursuing him included Washington State, Oregon State, Arizona State, New Mexico, Boise State, Colorado State, USC and UTEP • Played AAU ball last spring and summer for the Compton Magic.

Academics: Open option major in College's Arts and Sciences.

Personal: Born November 14, 1994 • Son of Brian and Veronika Hopkins • One of three children • Wore jersey number 1 in high school • Set the school scoring record for points in a game with 43 on Jan. 27, 2012 • Involved in summer camp teaching/mentoring kids • "I feel like I fit in with the team and I love the campus. I just like the school in general."

2013-2014 Game-by-Game (freshman)

Game	GS	Min	FGs	3FGs	FTs	O-D-R	Pf	A	To	BL	ST	Pts
vs. Baylor	-	12	1-3	0-0	0-0	1-0-1	0	0	1	0	1	2
UT MARTIN	-	18	4-7	0-2	1-2	1-3-4	2	3	2	0	2	9
WYOMING	-	10	0-1	0-0	0-1	0-1-1	3	1	1	0	0	0
JACKSON ST. *		19	4-6	1-2	3-6	0-3-3	1	2	0	0	0	12
ARKANSAS ST. *		19	2-6	1-4	5-6	2-4-6	0	2	1	0	0	10
UCSB	-	19	2-7	0-1	0-1	1-1-2	2	1	2	0	0	4
HARVARD	-	11	0-1	0-0	0-0	1-1-2	1	0	1	1	1	0
at Air Force	-	16	3-6	3-5	0-0	0-0-0	2	2	0	0	0	9
at Colorado St.	-	16	4-5	2-2	0-0	0-4-4	4	0	1	0	2	10
KANSAS	-	27	1-4	1-3	0-0	0-4-4	4	3	2	0	1	3
ELON	-	18	0-2	0-1	0-4	0-2-2	3	0	1	0	0	0
vs. Okla. State	-	14	1-3	0-1	0-1	2-1-3	2	0	0	0	0	2
GEORGIA	-	18	2-7	1-3	0-0	2-1-3	3	0	0	0	1	5
OREGON ST.	-	21	5-8	2-4	1-2	1-0-1	2	0	2	0	0	13
OREGON	-	17	2-3	1-2	0-0	0-1-1	3	1	0	0	1	5
at Wash. State	-	15	0-1	0-1	0-2	0-2-2	3	0	0	0	0	0
at Washington	-	20	3-8	0-2	1-2	1-0-1	1	1	1	1	1	7
UCLA	*	25	1-6	0-3	0-0	0-2-2	3	2	5	0	2	2
USC	*	20	3-7	0-3	4-4	0-3-3	1	0	0	0	2	10

SEASON HIGHS

Points

Season 13 Oregon State (Jan. 2)

FGM

Season 5 Oregon State (Jan. 2)

FGA

Season 8 at Washington (Jan. 12)
Oregon State (Jan. 2)

Rebounds

Season 6 Arkansas State (Nov. 18)

O-Rebs

Season 2 three times

D-Rebs

Season 4 three times

3-Pt. FGs

Season 3 at Air Force (Nov. 30)

3-Pt. FGA

Season 5 at Air Force (Nov. 30)

FT

Season 5 Arkansas State (Nov. 18)

FTA

Season 6 Arkansas State (Nov. 18)
Jackson State (Nov. 16)

Assists

Season 3 twice

Steals

Season 2 at Colorado State (Dec. 3)
UT Martin (Nov. 10)

Blocks

Season 1 twice

Minutes

Season 27 Kansas (Dec. 7)

MISC.

2013-14

Double-Figure Scoring	5
15+ Points	-
10+ Points	5
Double-Doubles	-
Led CU in Scoring	1
Led CU in Rebounds	-
Led CU in Assists	2
Led CU in Steals	7
4+ Rebounds	4
2+ Assists	6
2+ Steals	4



GEORGE KING #24

Freshman • Guard/Forward
 6'5 1/2" • 208
 San Antonio, Texas
 (Brennan HS)

Freshman Year Preview (2013-2014): Versatile athlete • Signed as the fourth freshmen to the team in May 2013 • Coach Boyle says, "He can rebound, block shots, shoot and defend." Boyle also said CU was "kind of late to the party" in recruiting King, who conceded he was a "late bloomer" and didn't start attracting major attention until late in his senior season and went through the April signing period unsigned • Impressed coach Boyle while playing for a New Mexico-based team during the Mile High Classic basketball tournament in Denver.

Brennan HS: During his senior year, averaged 17.1 points, 11.3 rebounds and 1.6 blocks per game in leading the Brennan Bears to a 39-3 record and an appearance in the 4A state semifinals • Shot 60 percent from the field • Named both TABC All-State and District 28-4A MVP • As a senior he recorded 25 double-doubles and had two 20-20 games with 23 points and 20 rebounds against Warren (Nov. 12) and 20 points and 20 rebounds against Lanier (Jan. 29) including 12 rebounds in one quarter • As a junior, was an all-area selection • Helped the Bears to 75-9 record (.893) over his two years, including a 39-3 mark during his senior year.

Academics: College major is psychology.

Personal: Born January 15, 1994 • Son of George and Tresse King • Is one of two children • Selected CU because "I visited here like any other athlete would do and fell in love with Boulder. For me it wasn't a surprise at all. I knew where I wanted to go; that's why I signed with the Colorado Buffaloes."

2013-2014 Game-by-Game (freshman)

Game	GS	Min	FGs	3FGs	FTs	O-D-R	Pf	A	To	BL	ST	Pts
vs. Baylor	-	2	0-1	0-1	1-2	1-0-1	0	0	0	0	0	1
UT MARTIN	-	5	0-2	0-1	0-0	0-3-3	0	1	0	0	0	0
WYOMING	-	2	0-0	0-0	0-1	0-0-0	0	0	0	0	0	0
JACKSON ST.	-	11	1-1	0-0	0-1	0-7-7	2	0	2	0	1	2
ARKANSAS ST.	-	15	3-4	2-2	3-3	1-3-4	1	1	0	1	0	11
UCSB	-	7	1-1	0-0	0-0	0-1-1	0	0	2	0	0	2
HARVARD	-	1	0-0	0-0	0-0	0-0-0	0	0	0	0	0	0
at Air Force	-	7	2-3	1-2	0-0	0-4-4	2	0	0	0	0	5
at Colorado St.	-	6	0-2	0-2	0-0	0-2-2	0	1	0	0	0	0
KANSAS	-	2	0-2	0-0	0-0	1-1-2	1	0	0	0	0	0
ELON	-	18	2-6	0-3	6-10	1-4-5	1	0	1	0	0	10
vs. Okla. State	-	1	0-0	0-0	0-0	0-0-0	0	0	0	0	0	0
GEORGIA	-	1	0-0	0-0	0-0	0-0-0	0	0	0	0	0	0
OREGON ST.	did not play											
OREGON	-	0+	0-0	0-0	0-0	0-0-0	0	0	0	0	0	0
at Wash. State	-	1	0-0	0-0	0-0	0-0-0	0	0	0	0	0	0
at Washington	-	3	0-0	0-0	0-0	0-0-0	0	0	0	0	0	0
UCLA	did not play											
USC	-	16	1-6	1-3	2-2	1-1-2	4	3	0	0	2	5

SEASON HIGHS

Points		
Season	11	Arkansas State (Nov. 18)
FGM		
Season	3	Arkansas State (Nov. 18)
FGA		
Season	6	twice
Rebounds		
Season	7	Jackson State (Nov. 16)
O-Rebs		
Season	1	four times
D-Rebs		
Season	7	Jackson State (Nov. 16)
3-Pt. FGs		
Season	2	Arkansas State (Nov. 18)
3-Pt. FGA		
Season	3	Elon (Nov. 13)
FT		
Season	6	Elon (Nov. 13)
FTA		
Season	10	Elon (Nov. 13)
Assists		
Season	3	USC (Jan. 18)
Steals		
Season	2	USC (Jan. 18)
Blocks		
Season	-	
Minutes		
Season	18	Elon (Nov. 13)

MISC.	2013-14
Double-Figure Scoring	2
10+ Points	2
5+ Points	3
Double-Doubles	-
Led CU in Scoring	-
Led CU in Rebounds	1
Led CU in Assists	-
Led CU in Steals	1
4+ Rebounds	4
4+ Assists	-
2+ Steals	1



SPENCER DINWIDDIE #25

Junior • Point-Guard
 6'6" • 200
 Two-Year Letterwinner
 Woodland Hills, Calif.
 (Taft HS)

Career: Left knee injury (ACL) at Washington (Jan. 12), out for the remainder of the season • Career scoring average: 13.0 points per game • Also averaging 3.4 rebounds, 2.6 assists, 1.1 steals per game • Ranks third in free throw percentage (.830) and fourth in three-point percentage (.386) • No. 11 in starts (86) • No. 17 in minutes (2,590) • No. 20 in assists (227) • No. 20 in steals (97) • No. 23 in scoring (1,115 pts.) • Made 33-straight free throws (Feb. 7-21, 2013; 5 games) - third longest in school history.

Summer of 2013: One of 12 collegiate student-athletes named to the 2013 USA Basketball Men's World University Games Team in Kazan, Russia • Americans finished third in Group C missing out on the medal round and finished in ninth place overall • USA won six games tying for third overall with the most victories in the 24-country field • Dinwiddie was the lone Pac-12 Conference player on the roster • One of three players on Team USA to start all eight games • Averaged 7.9 points and 2.6 rebounds per game • Led Team USA with 44 assists (5.5 avg.) and with 12 steals (1.5 spg.) • Made 50 percent of shots (25-of-50) • Had five games with at least six assists (three games with eight dimes; seven and six assists in the others).

2012-2013 (sophomore): A key contributor helping the Buffaloes to their second consecutive NCAA Tournament appearance, a school-first in back-to-back years since 1961-62 & 1962-63 (50 years) • Started every game (33) • First in scoring (15.3 ppg.); assists (99, 3.0) and free throw percentage (82.5%) • Led CU in scoring: 15 times; assists: 20 times (2 shared); steals: eight times (2 shared); blocks: 6 times (6 shared) • 505 points scored (ninth among all CU sophomores), 198 of them came from free throw line • Teamed with Askia Booker (410 pts.) to break CU sophomore tandem record (915 points) • Also formed best one-two backcourt scoring punches with Booker among BCS schools (27.7 ppg.), fourth overall in Division I • Tallied 18+ points: 13 times • 10+ points: 26 times.

NATIONAL: No. 90 nationally in FT% (82.5) and No. 179 nationally with 15.3 ppg. • One of five guards in the country who can get to the free throw line without taking many shots from the field (min. 150 FGA): 313 FGA 240 FTA = 1.30 • Of the major conferences, one of six sophomores who led their team in points (505), assists (99) and 3-point field goals (47) • Set a school record performing the perfect game scoring the most points ever by a Buffalo without missing a shot (6-of-6 FG, 4-of-4 3 pt., 8-of-8 FT) at Oregon State (Feb. 9) • Also was one of two CU players of major conference players to not miss a shot from the field and scoring at least 22 points.

2012-2013 Pac-12 Conference (all games): No. 4 in free throw percentage (.825); t-No. 8 in scoring (15.3); No. 10 in assist-turnover ratio (1.4); No. 11 in steals (1.3); No. 12 in assists (3.0) • One of two players to make 16 free throws in a game (vs. Texas Southern, Nov. 27) • Only player to have at least 18 FT attempts in a game (vs. Texas Southern, Nov. 27) • One of two players to be listed three times (min. 8) being perfect at free throw line (14-of-14 vs. Arizona State, Feb. 16; 9-of-9 vs. Arizona, Feb. 14; 8-of-8 at Oregon State, Feb. 10).

2012-2013 Pac-12 Conference (conference-only): No. 4 in free throw percentage (.858); No. 6 in scoring (16.0); t-No. 7 in assist-turnover ratio (1.7); No. 8 in steals (1.5); No. 10 in assists (3.2) • only men's player to make 14 free throws in conference game • Only player to be listed three times (min. 8) being perfect at free throw line.

Awards: 2012-13 All-Pac-12 Conference first team selection • U.S. Basketball Writers Association (USBWA) All-District VIII first team • NABC Coaches' District 20 Second Team • Chauncey Billups MVP Award (voted by players) • Jay Humphries Assist Award (team leader in assists) • Named to Bob Cousy Watch List (Dec. 2012) • College Sports Madness Pac-12 Conference second team • College Sports Madness Pac-12 Men's Basketball Player of the Week (Feb. 18) • 2011-12 Pac-12 Conference All-Freshman Team • Nominee in ESPN.com Page 2's "Coolest Name in the NCAA tournament" bracket (Round of 16).

SEASON/CAREER HIGHS

Points			
Season	28	at Colorado State (Dec. 3)	
Career	29	Colorado State (Dec. 5, 2012)	
FGM			
Season	8	at Colorado State (Dec. 3)	
Career	9	UCLA (Jan. 12, 2013)	
FGA			
Season	14	vs. Oklahoma State (Dec. 21) at Colorado State (Dec. 3)	
Career	20	at Arizona State (Jan. 6, 2013)	
Rebounds			
Season	7	Wyoming (Nov. 13)	
Career	9	at USC (Jan. 26, 2012)	
O-Rebs			
Season	3	Wyoming (Nov. 13)	
Career	3	Wyoming (Nov. 13) at California (Mar. 2, 2013) at Colorado St. (Nov. 30, 2011) Ft. Lewis Coll. (Nov. 11, 2011)	
D-Rebs			
Season	5	three times	
Career	9	at USC (Jan. 26, 2012)	
3-Pt FGs			
Season	4	Harvard (Nov. 24)	
Career	5	Colorado State (Dec. 5, 2012) Texas Southern (Dec. 22, 2011)	
3-Pt FGA			
Season	7	Harvard (Nov. 24)	
Career	9	at Wyoming (Dec. 1, 2012)	
FTM			
Season	14	UC Santa Barbara (Nov. 21)	
Career	16	Texas Southern (Nov. 27, 2012)	
FTA			
Season	15	UC Santa Barbara (Nov. 21)	
Career	18	Texas Southern (Nov. 27, 2012)	
Assists			
Season	7	Oregon (Jan. 5), Elon (Dec 13), Kansas (Dec. 7)	
Career	7	Oregon (Jan. 5), Elon (Dec. 13), Kansas (Dec. 7), Ariz. (Feb. 14, 2013)	
Steals			
Season	6	Jackson State (Nov. 16)	
Career	6	Jackson State (Nov. 16)	
Blocks			
Season	1	four times	
Career	2	5 times, most recent: Texas Southern (Nov. 27, 2012)	
Minutes			
Season	37	Oregon (Jan. 5)	
Career	43	Texas Southern (Nov. 27, 2012)	

CAREER STATISTICS

Year	GP-GS	Min	FG-FGA	Pct	3PT-A	Pct	FT-FTA	Pct	O	D	Reb	Avg	Ast	To	PF-FO	Stl	Blk	Pts	Avg
2013-14	17-17	529	61-131	.466	26- 63	.413	102-119	.857	8	44	52	3.1	64	30	32-0	26	4	250	14.7
2012-13	33-33	1073	130-313	.415	47-139	.338	198-240	.825	9	96	105	3.2	99	73	65-0	44	16	505	15.3
2011-12	36-36	988	99-246	.402	42- 96	.438	120-147	.816	25	106	131	3.6	64	50	84-5	27	9	360	10.0
Totals	86-86	2590	290-690	.420	115-298	.386	420-506	.830	42	246	288	3.4	227	153	181-5	97	29	1115	13.0

2011-2012 (freshman): Member of the Pac-12 Conference Tournament Championship team and the automatic berth to the NCAA Tournament winning four games in four days at the Staples Center in Los Angeles • At the conference tourney, averaged 9.5 points, 2.8 rebounds, and made 92.9 percent from the free throw line (13-of-14); also had a team-high five treys • One of two players to start every game (36) • Averaged 27.4 minutes, 10.0 points, 3.6 rebounds, 1.8 assists per game • Second on the team with 42 three-pointers • Teamed with Askia Booker (317) to form the best 1-2 freshmen scoring pair in school history combining for 677 points; only pair ever to score over 250 or more points.

Academics: College major is communication.

Personal: Born April 6, 1993 • Son of Malcolm and Stephanie Dinwidie • Younger brother, Taylor, is a high school junior • Graduated Taft HS with honors.

2012-13 Game-by-Game (junior)

Game	GS	Min	FGs	3FGs	FTs	O-D-R	Pf	A	To	BL	ST	Pts
vs. Baylor	*	36	2-12	1-5	5-7	1-4-5	2	4	1	1	0	10
UT MARTIN	*	27	2-3	0-0	9-10	1-5-6	3	1	2	0	1	13
WYOMING	*	30	2-9	1-4	10-13	3-4-7	3	1	3	0	1	15
JACKSON ST.	*	31	2-4	1-1	6-6	1-1-2	0	6	2	0	6	11
ARKANSAS ST.	*	25	4-5	2-2	3-4	0-2-2	2	5	0	1	2	13
UCSB	*	35	4-9	2-6	14-15	0-5-5	1	2	0	1	1	24
HARVARD	*	35	5-9	4-7	3-4	0-4-4	1	2	2	0	0	17
at Air Force	*	24	3-5	1-3	0-0	0-0-0	1	5	3	0	2	7
at Colorado St.	*	36	8-14	1-4	11-11	0-2-2	0	4	0	0	2	28
KANSAS	*	31	3-8	1-5	8-10	0-1-1	4	7	1	1	0	15
ELON	*	34	5-7	2-3	5-6	1-5-6	0	7	4	0	2	17
vs. Okla. State	*	31	6-14	2-5	4-4	0-2-2	4	3	2	0	2	18
GEORGIA	*	30	4-5	2-3	7-7	0-1-1	2	2	3	0	1	17
OREGON ST.	*	34	2-9	2-7	3-4	0-3-3	4	5	1	0	3	9
OREGON	*	37	5-9	3-4	10-11	1-3-4	4	7	5	0	1	23
at Wash. State	*	38	2-5	1-3	1-4	0-2-2	1	2	0	0	2	6
at Washington	*	15	2-4	0-1	3-3	0-0-0	0	1	1	0	0	7

MISC. '13-14 SEASON CAREER

Double-Figure Scoring	13	60
20+ Points	3	11
15+ Points	9	37
Double-Doubles	-	-
Led CU in Scoring	6	30
Led CU in Rebounds	-	1
Led CU in Assists	11	38
Led CU in Steals	8	25
Led CU in Blocks	3	13
5+ Rebounds	5	27
4+ Assists	9	25
2+ Steals	7	25
2+ Blocks	-	5

2012-13 Game-by-Game (sophomore)

Game	GS	Min	FGs	3FGs	FTs	O-D-R	Pf	A	To	BL	ST	Pts
WOFFORD	*	29	3-6	1-3	6-9	0-5-5	1	4	0	2	0	13
vs. Dayton	*	29	3-8	1-1	5-8	0-5-5	3	1	1	2	2	12
vs. Baylor	*	31	4-7	2-3	1-5	1-5-6	1	0	3	1	0	11
vs. Murray State	*	35	1-5	1-3	11-12	0-4-4	3	3	4	0	2	14
AIR FORCE	*	31	4-4	3-3	4-6	1-6-7	2	2	5	0	0	15
TX SOUTHERN	*	43	3-12	2-6	16-18	0-3-3	1	3	1	2	1	24
at Wyoming	*	37	8-14	4-9	4-6	1-5-6	0	4	1	0	1	24
COLORADO ST.	*	36	8-10	5-7	8-10	0-2-2	1	3	2	1	1	29
at Kansas	*	21	1-4	0-2	2-2	0-0-0	3	2	2	1	0	4
at Fresno State	*	34	0-4	0-1	1-2	0-0-0	0	0	5	0	1	1
N. ARIZONA	*	16	6-9	1-2	2-2	1-5-6	1	5	3	0	4	15
HARTFORD	*	27	2-5	0-3	7-7	0-6-6	1	6	3	0	1	21
at Arizona	*	29	3-8	0-3	5-8	0-5-5	4	2	4	0	1	11
at Arizona State	*	38	8-20	1-8	2-2	0-2-2	1	4	2	0	3	19
USC	*	30	1-7	1-3	2-4	0-3-3	1	2	1	0	5	5
UCLA	*	36	9-16	2-6	3-4	0-2-2	4	2	1	0	0	23
at Washington	*	33	5-11	0-3	5-5	0-2-2	3	1	0	0	0	15
at Washington St.*	*	34	5-8	1-2	5-5	1-2-3	1	2	2	1	1	16
STANFORD	*	33	3-7	0-1	6-8	0-3-3	2	4	3	1	1	12
CALIFORNIA	*	29	3-8	1-3	9-10	0-1-1	3	4	1	0	1	16
at Utah	*	36	5-10	2-4	6-9	0-1-1	1	3	3	0	1	18
at Oregon	*	34	3-9	0-2	2-3	0-0-0	1	4	4	1	0	8
at Oregon State	*	29	6-6	4-4	8-8	0-3-3	4	4	2	1	0	24
ARIZONA	*	36	5-9	2-5	9-9	0-0-0	2	7	2	0	0	21
ARIZONA ST.	*	39	4-13	2-7	14-14	0-1-1	4	3	2	0	2	24
UTAH	*	35	3-9	1-6	6-8	0-4-4	1	3	3	1	3	13
at Stanford	*	37	6-17	1-5	6-7	1-3-4	1	1	1	1	3	19
at California	*	36	2-15	1-5	4-4	3-3-6	4	4	1	0	0	9
OREGON	*	32	3-9	2-5	9-10	0-7-7	3	6	1	0	1	17
OREGON ST.	*	32	4-12	2-8	8-9	0-5-5	1	2	2	1	5	18
vs. Oregon St.	*	37	4-11	3-7	9-11	0-1-1	1	2	2	0	2	20
vs. Arizona	*	34	4-12	1-4	9-10	0-0-0	2	2	2	0	2	18
vs. Illinois	*	25	1-8	0-5	4-5	0-2-2	4	4	4	0	0	6

2011-12 Game-by-Game (freshman)

Game	GS	Min	FGs	3FGs	FTs	O-D-R	Pf	A	To	BL	ST	Pts
FORT LEWIS	*	22	2-9	0-1	3-4	3-4-7	5	3	2	0	0	7
vs. Wichita State	*	27	2-7	1-2	2-2	0-0-0	1	1	2	0	1	7
vs. Maryland	*	12	1-5	1-2	0-0	0-0-0	5	1	0	0	0	3
vs. W. Michigan	*	23	1-5	1-2	2-2	1-3-4	0	2	0	2	0	5
at Air Force	*	18	1-4	0-1	0-0	1-4-5	4	0	2	0	0	2
GEORGIA	*	27	4-8	1-4	7-8	0-7-7	1	1	0	0	1	16
at Colorado State	*	30	6-10	2-3	2-6	3-5-8	2	1	1	1	0	16
FRESNO STATE	*	28	4-6	2-3	5-6	1-1-2	2	1	2	0	0	15
WYOMING	*	33	5-9	2-3	4-4	1-3-4	3	0	0	0	0	16
CSU BAKERSFIELD	*	25	2-6	0-2	9-10	1-3-4	1	1	1	0	0	13
TEXAS SOUTHERN	*	32	5-7	5-6	3-4	1-2-3	2	1	3	0	0	18
NEW ORLEANS	*	23	3-5	0-1	6-6	0-5-5	2	6	1	0	1	12
UTAH	*	26	6-12	4-7	3-3	0-3-3	1	2	0	1	2	19
WASHINGTON	*	30	2-8	1-2	8-9	0-2-2	3	5	1	0	1	13
WASHINGTON ST	*	26	1-6	1-4	2-4	0-2-2	4	3	3	0	0	5
at California	*	17	1-5	0-3	0-2	0-1-1	5	1	2	0	0	2
at Stanford	*	32	3-10	2-3	3-3	2-4-6	4	2	5	0	0	11
ARIZONA STATE	*	25	3-9	1-4	5-6	1-5-6	0	0	0	0	1	12
ARIZONA	*	32	4-8	1-3	4-5	0-4-4	1	1	0	1	2	13
at USC	*	28	3-7	0-1	2-2	0-9-9	0	1	2	1	1	8
at UCLA	*	29	4-10	0-3	1-2	1-3-4	0	3	0	0	1	9
OREGON STATE	*	23	3-5	1-1	3-4	0-0-0	2	4	1	0	1	10
OREGON	*	29	5-9	3-4	3-3	0-2-2	4	1	2	0	2	16
at Arizona	*	33	4-10	1-3	1-2	0-2-2	0	3	2	0	3	10
at Arizona State	*	34	4-6	3-5	4-4	0-5-5	1	1	2	2	0	15
at Utah	*	32	2-4	0-0	5-6	1-5-6	2	2	0	0	1	9
STANFORD	*	13	0-4	0-1	1-2	2-0-2	5	2	1	0	0	1
CALIFORNIA	*	30	4-9	3-5	4-4	1-2-3	1	2	3	0	0	15
at Oregon	*	34	2-7	0-4	8-9	0-2-2	2	2	1	0	2	12
at Oregon State	*	27	0-4	0-0	0-0	0-3-3	5	3	3	0	0	0
vs. Utah	*	30	1-4									



BEN MILLS #32

Senior • Center

7'0" • 230

Three-Year Letterwinner

Hartland, Wis.

(Arrowhead HS)

2012-2013 (junior): Played in seven games • Averaged 1.0 points and 1.7 rebounds per game • Scored a season-best four points on 2-for-2 field goal shooting in home win against Stanford (Jan. 24) • Also had a career-high five rebounds in another home win against Northern Arizona (Dec. 21) • Shot 60 percent from the field (3-for-5) • Helped the Buffaloes to their second consecutive NCAA Tournament appearance, a school-first in back-to-back years since 1961-62 & 1962-63 (50 years).

2011-2012 (sophomore): Played in seven games averaging three minutes, one point and 1.1 rebounds a game • Season-best six minutes in home win against New Orleans (Dec. 28) • Scored two points in three games (at Oregon State, Mar. 3; New Orleans, Dec. 28; For Lewis College, Nov. 11) • Grabbed two rebounds in three games as well (at Oregon State; UNO; Utah, Dec. 31) • Shot 60 percent from the field (3-of-5).

2010-2011 (freshman): 19 games averaging 4.8 minutes, 1.4 points and 1.2 rebounds • Scored a season-best six points in home win against The Citadel (Dec. 17) • Added another five points with a season-high four rebounds three days later in a win against Longwood (Dec. 19) • Also had four rebounds and two steals in CU's NIT home victory against Cal (Mar. 18).

Arrowhead HS: Averaged 17.1 points, 11.2 rebounds, and 1.4 blocks per game • Helped lead Arrowhead to a 25-3 record and the WIAA Division 1 state championship during his senior year • First-team all-state honors (Associated Press and Wisconsin Basketball Coaches Association).

Academics: College major is English with an emphasis in creative writing • Enjoys writing fiction short stories • 2013 winner of the CU Most Improved Student Award.

Personal: Born March 30, 1992 • Son of Patrick and Susan Mills • Father played basketball at St. Mary's • Three older sisters, Katie; and twin sisters, Amanda (East Carolina) and Meghan (Mercer) played college basketball • Great uncle, Ed Mills was the starting center on the 1947 Wisconsin Big Ten championship team; Uncle (Mike Mills) played at Marquette.

2013-2014 Game-by-Game (senior)

Game	GS	Min	FGs	3FGs	FTs	O-D-R	Pf	A	To	BL	ST	Pts
vs. Baylor	-	3	0-0	0-0	0-0	1-0-1	0	1	0	0	0	0
UT MARTIN	-	3	0-0	0-0	0-0	1-0-1	0	0	0	0	0	0
JACKSON ST.	-	11	1-1	0-0	3-4	0-3-3	0	0	0	0	0	5
ARKANSAS ST.	-	7	2-5	0-0	0-0	0-0-0	1	0	0	0	0	4
at Air Force	-	5	0-1	0-0	2-2	1-1-2	0	0	0	0	0	2
KANSAS	-	10	2-3	0-0	0-0	2-1-3	1	0	0	0	0	4
ELON	-	5	1-1	0-0	1-2	0-0-0	2	0	1	0	0	3
vs. Okla. State	-	1	0-0	0-0	0-0	0-0-0	0	0	0	0	0	0
GEORGIA	-	3	0-0	0-0	0-0	0-0-0	0	0	1	0	0	0
OREGON	-	0+	0-0	0-0	0-0	0-0-0	0	0	0	0	0	0
at Washington	-	3	0-0	0-0	0-0	0-0-0	0	0	1	0	0	0
UCLA	-	1	0-0	0-0	0-0	0-0-0	0	0	0	0	0	0
USC		11	2-3	0-0	0-0	1-4-5	1	0	1	1	0	4

2012-13 Game-by-Game (junior)

Game	GS	Min	FGs	3FGs	FTs	O-D-R	Pf	A	To	BL	ST	Pts
at Kansas	-	2	0-0	0-0	0-0	0-0-0	0	0	0	0	0	0
NO. ARIZONA	-	8	1-1	0-0	0-0	0-5-5	0	1	2	0	1	2
HARTFORD	-	5	0-2	0-0	0-0	1-2-3	0	0	0	0	0	0
STANFORD	-	1	2-2	0-0	0-0	0-1-1	0	0	0	0	0	4
CAL	-	0+	0-0	0-0	0-0	0-0-0	0	0	0	0	0	0
OREGON	-	2	0-0	0-0	0-0	0-1-1	0	0	0	0	0	0
vs. Arizona	-	5	0-0	0-0	1-2	0-2-2	0	0	0	0	0	1

CAREER STATISTICS

Year	GP-GS	Min	FG-FGA	Pct	3PT-A	Pct	FT-FTA	Pct	O	D	Reb	Avg	Ast	To	PF-FO	Stl	Blk	Pts	Avg
2013-14	13-0	55	8-14	.571	0-0	.000	6-8	.750	6	9	15	1.2	1	4	5-0	0	1	22	1.7
2012-13	7-0	23	3-5	.600	0-0	.000	1-2	.000	1	11	12	1.7	1	2	0-0	1	0	7	1.0
2011-12	7-0	21	3-5	.600	0-0	.000	1-3	.333	2	6	8	1.1	0	3	2-0	0	0	7	1.0
2010-11	20-0	95	12-29	.414	0-0	.000	2-6	.333	11	12	23	1.2	0	7	5-0	2	2	26	1.4
TOTAL	47-0	194	26-53	.491	0-0	.000	10-19	.526	20	38	58	1.2	2	16	12-0	3	3	62	1.3

SEASON/CAREER HIGHS

Points

Season	5	Jackson State (Nov. 16)
Career	6	The Citadel (Dec. 17, 2010)

FGM

Season	2	three times
Career	3	The Citadel (Dec. 17, 2010)

FGA

Season	5	Arkansas State (Nov. 18)
Career	5	Arkansas State (Nov. 18) Longwood (Dec. 19, 2010)

Rebounds

Season	5	USC (Jan. 18)
Career	5	USC (Jan. 18) Northern Ariz. (Dec. 21, 2012)

O-Rebs

Season	2	Kansas (Dec. 7)
Career	2	five times, recent: Kansas (Dec. 7)

D-Rebs

Season	4	USC (Jan. 18)
Career	5	Northern Ariz. (Dec. 21, 2012)

FT

Season	3	Jackson State (Nov. 16)
Career	3	Jackson State (Nov. 16)

FTA

Season	4	Jackson State (Nov. 16)
Career	4	Jackson State (Nov. 16)

Assists

Season	1	vs. Baylor (Nov. 8)
Career	1	Northern Ariz. (Dec. 21, 2012)

Steals

Season	1	Jackson State (Nov. 16)
Career	2	California (Mar. 18, 2011)

Blocks

Season	1	USC (Jan. 18)
Career	2	Kansas State (Feb. 12, 2011)

Minutes

Season	11	USC (Jan. 18)
	11	Jackson State (Nov. 16)
Career	11	USC (Jan. 18)
	11	Jackson State (Nov. 16)



JOSH SCOTT #40

Sophomore • Forward

6'10" • 245

One-Year Letterwinner

Monument, Colo. (Lewis-Palmer HS)

2012-2013 (freshman): Averaged 10.2 points, 5.7 rebounds, 28.2 minutes per game • Second in field goal percentage (48.6), free throw percentage (74.7) and rebounding (178, 5.7 rpg.) • Fourth in scoring (317, 10.2 ppg.) • Started 30 of 31 games • Netted 10+ points in 16 of 31 games • Five games 10+ rebounds with a season-best 14 vs. Illinois; also had season-high three blocks against the Illini • Led team in scoring five times and rebounding five times (one shared) • Two double-doubles: season-high 21 points with 10 rebounds in home win against Hartford (Dec. 29); 18 points, 12 rebounds in double-overtime home victory versus Texas Southern (Nov. 27) • Teamed with Xavier Johnson (295 pts.) to form the second most freshman points scored in school history (612 pts.).

Awards: 2012-2013 Pac-12 Conference All-Freshman team • One of three finalists for the Male Freshman Athlete of the Year Award at the 13th Annual CUSPY Awards (CU Sports Performers of the Year).

Lewis-Palmer HS: Scored a state-leading 799 points as a senior during the 2011-12 season • Finished prep career scoring the third most points in the state • Averaged 28.5 points (a state best), 11 rebounds, 2.5 blocks, 1.2 steals, 1.2 assists per game • Led Lewis-Palmer to a 27-1 record and the 4A state championship (at the Coors Events Center), a school-first since 1994 • Won 27-straight games after losing season opener • Colorado's Gatorade Player of the Year • Mr. Colorado basketball (all classifications) • All-Colorado 2011-12.

Academics: College major is psychology.

Personal: Born July 13, 1993 • Son of Alton and Theresa Scott • Father played football at the Air Force Academy, and mother, played basketball at Air Force • One of five boys • All five names start with the letters Jo • Scott is also ambidextrous.

MISC.	'13-14	CAREER
Double-Figure Scoring	17	33
20+ Points	3	5
15+ Points	10	17
10+ Rebounds	8	13
Double-Doubles	8	10
Led CU in Scoring	9	14
Led CU in Rebounds	13	18
Led CU in Blocks	8	16
Led CU in Assists	-	1
Led CU in Steals	4	7
5+ Rebounds	18	35
2+ Blocks	6	10
2+ Steals	3	7
2+ Assists	4	9

SEASON/CAREER HIGHS

Points

Season	20	USC (Jan. 18)
		vs. Oklahoma State (Dec. 21)
		Arkansas State (Nov. 18)
Career	21	Hartford (Dec. 29, 2012)

FGM

Season	8	USC (Jan. 18)
		at Washington State (Jan. 8)
Career	9	Hartford (Dec. 29, 2012)
		at Kansas (Dec. 8, 2012)

FGA

Season	13	USC (Jan. 18)
Career	15	at Kansas (Dec. 8, 2012)

Rebounds

Season	13	Georgia (Dec. 28)
		Elon (Dec. 13)
		at Air Force (Nov. 30)
Career	14	vs. Illinois (Mar. 22, 2013)

O-Rebs

Season	5	Georgia (Dec. 28)
		vs. Oklahoma State (Dec. 21)
		at Air Force (Nov. 30)
		Baylor (Nov. 8)
Career	7	Hartford (Dec. 29, 2012)

D-Rebs

Season	11	Elon (Dec. 13)
Career	11	Elon (Dec. 13)

3-Pt FGs

Season	-	
Career	1	Northern Ariz. (Nov. 21, 2012)

3-Pt FGA

Season	-	
Career	1	Northern Ariz. (Nov. 21, 2012)

FT

Season	10	vs. Oklahoma State (Dec. 21)
Career	10	twice

FTA

Season	13	vs. Oklahoma State (Dec. 21)
Career	13	vs. Oklahoma State (Dec. 21)

Assists

Season	2	four times
Career	3	Northern Ariz. (Nov. 21, 2012)

Steals

Season	4	UC Santa Barbara (Nov. 21)
Career	4	UC Santa Barbara (Nov. 21)

Blocks

Season	4	Oregon (Jan. 5)
Career	4	Oregon (Jan. 5)

Minutes

Season	41	at Washington State (Jan. 8)
Career	41	at Washington State (Jan. 8)

CAREER STATISTICS

Year	GP-GS	Min	FG-FGA	Pct	3PT-A	Pct	FT-FTA	Pct	O	D	Reb	Avg	Ast	To	PF-FO	Stl	Blk	Pts	Avg
2013-14	19-19	566	88-158	.557	0-0	.000	95-115	.826	58	115	173	9.1	12	20	35-0	15	23	271	14.3
2012-13	31-30	873	124-255	.486	1-1	1.000	68- 91	.747	87	91	178	5.7	19	36	68-2	14	24	317	10.2
Total	50-49	1439	212-413	.513	1-1	1.000	163-206	.791	145	206	351	7.0	31	56	103-2	29	47	588	11.8

2013-2014 Game-by-Game (sophomore)

Game	GS	Min	FGs	3FGs	FTs	O-D-R	Pf	A	To	BL	ST	Pts
vs. Baylor	*	32	4-10	0-0	7-8	5-6-11	2	0	2	1	1	15
UT MARTIN	*	24	5-8	0-0	5-6	2-6-8	0	1	2	1	0	15
WYOMING	*	31	5-7	0-0	2-2	4-5-9	2	0	1	0	0	12
JACKSON ST.	*	24	2-5	0-0	7-9	2-5-7	1	0	2	0	0	11
ARKANSAS ST.	*	26	7-8	0-0	6-6	3-2-5	1	0	1	1	1	20
UCSB	*	27	1-5	0-0	1-3	4-3-7	1	1	1	0	4	3
HARVARD	*	24	3-5	0-0	6-8	3-8-11	3	2	1	2	0	12
at Air Force	*	25	5-10	0-0	6-6	5-8-13	2	2	0	0	1	16
at Colorado St.	*	32	2-4	0-0	2-3	1-6-7	4	0	1	3	2	6
KANSAS	*	28	6-9	0-0	2-2	2-2-4	2	2	0	0	0	14
ELON	*	33	3-9	0-0	6-8	2-11-13	2	0	0	1	0	12
vs. Okla. State	*	35	5-8	0-0	10-13	5-7-12	3	2	1	0	3	20
GEORGIA	*	30	3-5	0-0	8-8	5-8-13	4	1	2	1	1	14
OREGON ST.	*	37	5-11	0-0	3-6	3-7-10	1	0	2	3	1	13
OREGON	*	33	5-8	0-0	5-6	3-9-12	0	1	1	4	0	15
at Wash. State	*	41	8-12	0-0	3-4	3-6-9	2	0	1	1	0	19
at Washington	*	27	4-9	0-0	7-7	3-3-6	3	0	2	0	0	15
UCLA	*	33	7-12	0-0	5-6	1-8-9	1	0	0	3	3	19
USC	*	24	8-13	0-0	4-4	2-5-7	1	0	0	2	1	20

2012-2013 Game-by-Game (freshman)

Game	GS	Min	FGs	3FGs	FTs	O-D-R	Pf	A	To	BL	ST	Pts
WOFFORD	*	26	2-4	0-0	10-11	4-2-6	3	1	2	1	0	14
vs. Dayton	*	31	5-10	0-0	3-3	4-1-5	1	0	3	1	0	13
vs. Baylor	*	20	4-7	0-0	1-2	1-2-3	4	0	1	0	0	9
vs. Murray State	*	31	5-8	0-0	3-4	1-5-6	3	0	2	0	0	13
AIR FORCE	*	31	6-12	0-0	8-10	4-3-7	1	1	0	1	1	20
TX SOUTHERN	*	40	6-13	0-0	6-10	3-9-12	3	1	0	1	1	18
at Wyoming	*	20	1-5	0-0	3-4	3-0-3	5	0	1	0	0	5
COLORADO ST.	*	27	2-8	0-0	0-0	2-1-3	4	0	1	1	1	4
at Kansas	*	34	9-15	0-0	1-1	2-2-4	2	0	3	1	2	19
at Fresno State	*	32	4-12	0-0	3-5	3-5-8	2	0	1	1	0	11
N. ARIZONA	*	23	5-7	1-1	0-0	1-3-4	1	3	2	2	0	11
HARTFORD	*	23	9-12	0-0	3-5	7-3-10	1	0	1	1	1	21
at Arizona	*	35	6-8	0-0	3-4	2-3-5	4	2	0	1	0	15
at Arizona State	*	32	5-11	0-0	0-0	5-3-8	2	1	0	0	0	10
USC	*	27	6-7	0-0	2-4	1-3-4	2	2	2	0	2	14
UCLA	*	33	6-11	0-0	6-6	6-3-9	1	0	2	0	0	18
at Washington	*	32	4-10	0-0	0-1	2-0-2	0	0	2	0	0	8
at Washington St.*		29	3-7	0-0	5-6	3-1-4	4	0	1	0	0	11
STANFORD	*	34	6-13	0-0	0-0	4-1-5	1	1	1	1	0	12
CALIFORNIA	*	25	2-5	0-0	1-1	1-2-3	2	2	1	0	1	5
at Utah	*	22	2-7	0-0	1-2	2-1-3	2	0	2	1	0	5
at Oregon	*	32	3-7	0-0	1-2	1-1-2	1	0	2	0	2	7
at Oregon State	*	32	7-10	0-0	3-4	3-1-4	1	0	0	2	0	17
ARIZONA	*	31	3-4	0-0	0-0	1-4-5	3	1	1	1	2	6
ARIZONA ST.	*	15	0-5	0-0	0-0	0-1-1	3	2	0	0	0	0
UTAH												
at Stanford												
at California	*	29	2-10	0-0	0-0	6-5-11	0	0	0	0	0	4

COLORADO - GAME HIGHS

POINTS 100, Oregon (Jan. 5)

FG MADE..... 31, Oregon (Jan. 5)

FG ATTEMPTS..... 66, vs. Baylor (Nov. 8)

FG %..... .622 (28-of-45), Jackson State (Nov. 16)

3 PT FG MADE 9, at Air Force (Nov. 30)
 9, Arkansas State (Nov. 18)
 9, Jackson State (Nov. 16)

3 PT FG ATT..... 24, at Air Force (Nov. 30)

3 PT FG %529 (9-of-17), Jackson State (Nov. 16)

FT MADE..... 33, Oregon (Jan. 5)

FT ATTEMPTS..... 46, Elon (Dec. 13)

FT %..... 1.000 (26-of-26) vs. Georgia (Dec. 28)

REBOUNDS 54, Elon (Dec. 13)

ASSISTS..... 23, Jackson State (Nov. 16)

STEALS..... 12, UC Santa Barbara (Nov. 21)

BLOCKED SHOTS..... 10, USC (Jan. 18)

TURNOVERS..... 18, UT Martin (Nov. 10)

FOULS..... 26, vs. Oklahoma State (Dec. 21)

COLORADO - GAME LOWS

POINTS 56, UCLA (Jan. 16)

FG MADE..... 18, Wyoming (Nov. 13)

FG ATTEMPTS..... 45, Wyoming (Nov. 13)

FG %..... .333 (22-of-66) Baylor (Nov. 8)

3 PT FG MADE 1, at Washington (Jan. 12)

3 PT FG ATT..... 12, at Washington (Jan. 12), Oregon (Jan. 5)
 Wyoming (Nov. 13)

3 PT FG %83 (1-of-12) at Washington (Jan. 12)
 105 (2-of-19) vs. Baylor (Nov. 8)

FT MADE..... 11, UCLA (Jan. 16)

FT ATTEMPTS..... 19, UCLA (Jan. 16), Harvard (Nov. 24)

FT %..... .587 (27-of-46) Elon (Dec. 13)

REBOUNDS 32, Kansas (Dec. 7)

ASSISTS..... 4, Wyoming (Nov. 13)

STEALS..... 2, Harvard (Nov. 24)

BLOCKED SHOTS..... 1, three times

TURNOVERS..... 6, at Washington State (Jan. 8)
 6, vs. Baylor (Nov. 8)
 7, Oregon State (Jan. 2)
 8, Kansas (Dec. 7)

FOULS..... 11, Harvard (Nov. 24)

OPPONENT - GAME HIGHS

POINTS 91, Oregon (Jan. 5)

FG MADE..... 33, Oregon (Jan. 5)

FG ATTEMPTS..... 78, Oregon (Jan. 5)

FG %..... .529 (27-of-51), Kansas (Dec. 7)

3 PT FG MADE 13, Washington State (Jan. 8), Elon (Nov. 13)

3 PT FG ATT..... 32, Elon (Nov. 13)

3 PT FG %..... .625 (5-of-8) Georgia (Dec. 28)

FT MADE..... 23, Oklahoma State (Dec. 21)

FT ATTEMPTS..... 27, Colorado State (Dec. 3)

FT %..... 1.000 (3-of-3) Washington State (Jan. 8)
941 (16-of-17) USC (Jan. 18)

REBOUNDS 42, Baylor (Nov. 8)

ASSISTS..... 21, Oregon (Jan. 5)

STEALS..... 12, UCLA (Jan. 16)

BLOCKED SHOTS..... 6, Washington (Jan. 12); Oklahoma State (Dec. 21)

TURNOVERS..... 18, at Colorado State (Dec. 3)
 at Air Force (Nov. 30)

FOULS..... 29, Wyoming (Nov. 13)

OPPONENT - GAME LOWS

POINTS 57, at Air Force (Nov. 30)

FG MADE..... 18, Oregon State (Jan. 2)

FG ATTEMPTS..... 46, at Air Force (Nov. 30)
 Wyoming (Nov. 13)

FG %..... .333 (19-of-57) at Colorado State (Dec. 3)

3 PT FG MADE 3, at Colorado State (Dec. 3)

3 PT FG ATT..... 14, at Colorado State (Dec. 3)

3 PT FG %..... .214 (3-of-14) at Colorado State (Dec. 3)

FT MADE..... 3, Washington State (Jan. 8)

FT ATTEMPTS..... 3, Washington State (Jan. 8)

FT %..... .400 (6-of-15) Elon (Nov. 13)

REBOUNDS 22, Georgia (Dec. 28)

ASSISTS..... 7, Georgia (Dec. 28)

STEALS..... 2, Baylor (Nov. 8)

BLOCKED SHOTS..... 0, Elon (Nov. 13)

TURNOVERS..... 9, Oregon (Jan. 5)

FOULS..... 15, UCLA (Jan. 16)

COLORADO - PLAYER GAME HIGHS

POINTS28..... Spencer Dinwiddie at Colorado State (Dec. 3)
27..... Askia Booker vs. Oregon (Jan. 5)
24..... Spencer Dinwiddie vs. UCSB (Nov. 21)

FG MADE..... 8..... Josh Scott vs. USC (Jan. 18)
 8..... Josh Scott at Washington State (Jan. 8)
 8..... Askia Booker vs. Oregon (Jan. 5)
 8..... Askia Booker vs. Oklahoma State (Dec. 21)
 8..... Spencer Dinwiddie at Colorado State (Dec. 3)

FGA.....16..... Askia Booker vs. Baylor (Nov. 8)

FG %......87.5 (7-of-8)... Josh Scott vs. Arkansas State (Nov. 18)

3-PT FGM 5 Askia Booker vs. UCLA (Jan. 16)

3 PT FGA 7 Askia Booker vs. UCLA (Jan. 16)
 Askia Booker vs. Oklahoma State (Dec. 21)
 Askia Booker at Air Force (Nov. 30)
 Spencer Dinwiddie vs. Harvard (Nov. 24)
 Askia Booker vs. Jackson State (Nov. 16)

3 PT FG% 1.000..... Jaron Hopkins at Colorado State (Dec. 3)
 George King vs. Arkansas State (Nov. 18)
 (2-of-2) Spencer Dinwiddie vs. Ark. State (Nov. 18)

FTM14..... Spencer Dinwiddie vs. UCSB (Nov. 21)

FTA15..... Spencer Dinwiddie vs. UCSB (Nov. 21)

FT % (min 9) 1.000 Spencer Dinwiddie at Colorado State (Dec. 3)
 (11-of-11)
 Spencer Dinwiddie vs. Georgia (Dec. 28)
 (8-of-8)
 Josh Scott at Washington (Jan. 12)
 (7-of-7)
 92.9..... Askia Booker at Washington State (Jan. 8)
 (13-of-14)

REBOUNDS ...15 Xavier Johnson vs. Elon (Dec. 13)
13 Josh Scott vs. Georgia (Dec. 28)
13 Josh Scott vs. Elon (Dec. 13)
13 Josh Scott at Air Force (Nov. 30)
12 Josh Scott vs. Oregon (Jan. 5)
12 Josh Scott vs. Oklahoma State (Dec. 21)

ASSISTS..... 7 Spencer Dinwiddie vs. Oregon (Jan. 5)
 7 Spencer Dinwiddie vs. Elon (Dec. 13)
 7 Spencer Dinwiddie vs. Kansas (Dec. 7)

STEALS..... 6 Spencer Dinwiddie vs. Jackson State (Nov. 16)

BLOCKS..... 5 Wesley Gordon vs. USC (Jan. 18)

TURNOVERS... 5 Jaron Hopkins vs. UCLA (Jan. 16)
 Spencer Dinwiddie vs. Oregon (Jan. 5)
 Xavier Johnson vs. Oregon (Jan. 5)

FOULS..... 5 Jaron Hopkins vs. Oklahoma State (Dec. 21)
 Xavier Johnson at Colorado State (Dec. 3)
 Xavier Johnson vs. Baylor (Nov. 8)

OPPONENT - PLAYER GAME HIGHS

POINTS31, C.J Wilcox, Washington (Jan. 12)

FG MADE.....12, C.J Wilcox, Washington (Jan. 12)

FGA.....18, C.J Wilcox, Washington (Jan. 12)
16, Damyean Dotson, Oregon, (Jan. 5)
16, Sebastian Koch, Elon (Dec. 13)
16, Brandon Reed, Arkansas State (Nov. 18)

FG % (min. 5).....83.3 (5-of-6) Steve Moundou-Missi, Harvard (Nov. 24)

3-PT FGM9, Sebastian Koch, Elon (Dec. 13)

3 PT FGA14, Sebastian Koch, Elon (Dec. 13)

3 PT FG %80.0 (4-of-5) J.T. Terrell, USC (Jan. 18)

FTM11, Markel Brown, Oklahoma State (Dec. 21)

FTA13, Markel Brown, Oklahoma State (Dec. 21)

FT % (min. 6).....1.000 (10-of-10), Roberto Nelson, Oregon State (Jan. 2)
 (6-of-6), Dominic Artis, Oregon (Jan. 5)
 (5-of-5), Kirk Van Slyke, Arkansas State (Nov. 18)

REBOUNDS13, Jordan Adams, UCLA (Jan. 16)

ASSISTS.....11, Royce Woolridge, Washington State (Jan. 8)

STEALS.....4, Norman Powell, UCLA (Jan. 16)

BLOCKS.....4, C.J Wilcox, Washington (Jan. 12)

TURNOVERS.....7, Tre Coggins, Air Force (Nov. 30)

FOULS.....5, by 18 players

Game #1 (Nov. 8)
RV/RV Colorado vs. RV/25 Baylor
Dallas, Texas

COLORADO (0-1)

Player	FGs	3-pt	FT	O-D-	R	F	TP	A	TO	B	S	Min
Gordon	f	4-6	0-2	1-2	3-5	8	2	9	1	0	0	27
Johnson	f	4-9	0-2	0-3	1-2	3	5	8	0	2	1	32
Scott	f	4-10	0-4	7-8	5-6	11	2	15	0	2	1	32
Booker	g	5-16	0-4	0-0	1-3	4	2	10	3	0	2	36
Dinwiddie	g	2-12	1-5	5-7	1-4	5	2	10	4	1	1	36
Talton	0-1	0-1	0-0	0-0	0	2	0	0	1	1	0	6
Fletcher	1-4	0-2	0-0	1-1	2	2	2	1	1	1	0	15
Thomas	1-4	1-2	0-0	3-0	3	4	3	0	0	0	0	14
Hopkins	1-3	0-0	0-0	1-0	1	0	2	0	1	0	1	12
King	0-1	0-1	1-2	1-0	1	0	1	0	0	0	0	2
Mills	0-0	0-0	0-0	1-0	1	0	0	1	0	0	0	3
Team				0-0	0							
Totals		22-66	2-19	14-22	18-21	39	21	60	10	6	3	7 200

FG%	1st Hlf	7-33	21.2%	2nd Hlf	15-33	45.5%	Game	22-66	33.3%
3FG%	1st Hlf	0-9	0.0%	2nd Hlf	2-10	20.0%	Game	2-19	10.5%
FT%	1st Hlf	8-10	80.0%	2nd Hlf	6-12	50.0%	Game	14-22	63.6%

deadball rebounds: 4

BAYLOR (1-0)

Player	FGs	3-pt	FT	O-D-	R	F	TP	A	TO	B	S	Min
Austin	c	2-5	0-0	1-2	1-3	4	3	5	1	1	2	0 29
Wainright	f	0-3	0-1	0-1	2-3	5	4	0	2	1	0	0 13
Jefferson	f	3-9	0-1	7-11	4-7	11	4	13	2	2	0	1 25
Chery	g	5-11	1-5	3-4	0-4	4	1	14	4	2	0	0 35
Frankin	g	3-7	3-6	0-0	0-3	3	0	9	1	3	0	0 23
O'Neale	3-3	0-0	1-1	1-1	2	2	7	2	0	0	0	0 27
Gathers	0-2	0-0	2-2	0-2	4	2	4	2	0	1	0	0 10
Heslip	4-6	4-6	0-0	0-0	0	0	12	0	1	0	0	0 20
Prince	4-8	0-1	2-2	2-6	8	5	10	0	2	1	1	1 18
Team				2-1	3							
Totals		21-47	4-12	28-36	8-30	38	12	74	10	10	6	5 200

FG%	1st Hlf	10-26	38.5%	2nd Hlf	14-28	50.0%	Game	24-54	44.7%
3FG%	1st Hlf	3-11	27.3%	2nd Hlf	5-9	55.6%	Game	8-20	40.0%
FT%	1st Hlf	7-9	77.8%	2nd Hlf	9-14	64.3%	Game	16-23	69.6%

deadball rebounds: 4

Colorado	22	38	60
Baylor	30	42	72

Officials: Tom Eades, Larry Spaulding, John Higgins
 Technicals: none.
 Attendance: 5207. Fouled out: none.

Game #4 (Nov. 16)
Jackson State at RV/RV Colorado
Boulder, Colo.

JACKSON STATE (1-3)

Player	FGs	3-pt	FT	O-D-	R	F	TP	A	TO	B	S	Min
Taylor	f	2-6	0-0	0-0	0-1	1	3	4	2	2	0	0 18
Bolden	f	1-7	0-0	2-4	2-2	4	5	4	0	0	0	0 13
West	c	2-8	0-0	0-0	3-4	7	2	4	0	1	1	0 19
Stubbs	g	1-7	0-1	2-2	0-0	0	3	4	0	1	0	0 22
Brent	g	7-14	5-12	1-2	0-4	4	4	20	0	1	0	1 33
Nobles	6-12	0-2	4-6	0-6	6	3	16	8	6	0	3	3 37
Love	3-6	2-4	4-5	1-1	2	1	12	1	1	0	0	0 18
Robinson	1-1	0-0	0-0	0-1	1	2	2	0	0	0	1	1 13
Love	3-6	2-4	4-5	1-1	2	1	12	1	1	0	0	0 18
Wachira	0-0	0-0	0-0	0-0	0	0	0	0	0	0	0	1
Todd	0-0	0-0	0-0	0-0	0	0	0	0	0	0	0	1
Team				1-0	1							
Totals		25-64	7-19	13-19	9-21	30	27	70	11	13	1	5 200

FG%	1st Hlf	12-32	37.5%	2nd Hlf	13-32	40.6%	Game	25-64	39.1%
3FG%	1st Hlf	6-12	50.0%	2nd Hlf	1-7	14.3%	Game	7-19	36.8%
FT%	1st Hlf	5-7	71.4%	2nd Hlf	8-12	66.7%	Game	13-19	68.4%

deadball rebounds: 5

COLORADO (3-1)

Player	FGs	3-pt	FT	O-D-	R	F	TP	A	TO	B	S	Min
Gordon	f	2-2	0-0	6-11	0-3	3	3	10	3	0	2	0 24
Scott	f	2-5	0-0	7-9	2-5	7	1	11	0	2	0	0 24
Booker	g	6-10	3-7	0-0	1-4	5	2	15	6	2	1	0 29
Hopkins	g	4-6	1-2	3-6	0-3	3	1	12	2	0	0	0 19
Dinwiddie	g	2-4	1-1	6-6	1-1	2	0	11	6	2	0	6 31
Talton	5-6	3-4	0-0	0-1	1	1	13	3	2	0	1	1 25
Stalzer	0-2	0-1	2-2	0-0	0	0	2	0	0	0	0	0 6
Fletcher	0-0	0-0	0-0	0-0	0	4	0	0	1	0	0	0 5
Nelson	0-0	0-0	0-0	0-0	0	1	0	0	0	0	0	0 2
Thomas	5-8	1-2	2-4	1-3	4	2	13	2	3	0	1	1 17
Brady	0-0	0-0	0-0	0-0	0	0	0	0	0	0	0	0 2
King	1-1	0-0	0-1	0-7	7	2	2	0	2	0	1	1 11
Mills	1-1	0-0	3-4	0-3	3	0	5	0	0	0	0	0 3
Team				0-0	0							
Totals		28-45	9-17	29-43	5-31	36	18	94	23	14	3	9 200

FG%	1st Hlf	16-25	64.0%	2nd Hlf	12-20	60.0%	Game	28-45	62.2%
3FG%	1st Hlf	6-10	60.0%	2nd Hlf	3-7	42.9%	Game	9-17	52.9%
FT%	1st Hlf	8-12	66.7%	2nd Hlf	21-31	66.7%	Game	29-43	67.4%

deadball rebounds: 5

Jackson State	35	35	70
Colorado	46	48	94

Officials: Verne Harris, Mike Giarratano, Casey McClellan
 Technicals: none. Flagrant foul: Gamble.
 Attendance: 9042. Fouled out: none.

Game #2 (Nov. 10)
UT Martin at RV/RV Colorado
Boulder, Colo.

UT MARTIN (0-2)

Player	FGs	3-pt	FT	O-D-	R	F	TP	A	TO	B	S	Min
Dowdell	f	3-5	0-0	0-0	1-2	3	3	6	1	0	0	0 30
Martinez	f	0-1	0-0	1-4	0-4	4	2	1	0	1	0	0 21
Smith	g	4-12	3-6	4-5	1-1	2	3	15	1	1	0	1 26
Childs	g	3-10	0-2	2-4	0-3	3	2	8	0	0	0	1 24
Newell	g	5-12	3-6	2-3	1-2	3	3	15	6	4	0	2 29
Oldham	4-15	3-10	0-0	2-0	2	0	11	1	1	1	0	0 25
Taylor	0-2	0-1	0-1	1-1	2	2	0	4	2	0	1	1 12
Jones	3-5	3-4	0-0	1-0	1	2	9	0	1	0	0	0 15
Rowe	0-1	0-0	0-0	0-0	0	3	0	0	0	0	0	0 7
MoPo	0-0	0-0	0-0	1-2	3	4	0	0	2	0	0	0 11
Team				2-1	3							
Totals		22-63	12-29	9-17	10-16	26	24	65	13	12	1	5 200

FG%	1st Hlf	12-34	35.3%	2nd Hlf	10-29	34.5%	Game	22-63	34.9%
3FG%	1st Hlf	6-15	40.0%	2nd Hlf	6-14	42.9%	Game	12-29	41.4%
FT%	1st Hlf	5-11	45.5%	2nd Hlf	4-6	66.7%	Game	9-17	52.9%

deadball rebounds: 2

COLORADO (1-1)

Player	FGs	3-pt	FT	O-D-	R	F	TP	A	TO	B	S	Min
Gordon	f	6-7	0-0	1-2	2-6	8	2	13	2	2	0	0 25
Johnson	f	3-5	1-2	5-5	0-4	4	2	12	3	1	0	1 25
Scott	f	5-8	0-0	5-6	2-6	8	0	15	1	2	1	0 24
Booker	g	2-6	0-2	2-2	1-2	3	1	6	2	4	0	1 18
Dinwiddie	g	2-3	0-0	9-10	1-5	6	3	13	1	2	0	1 27
Talton	0-2	0-1	2-2	0-1	1	3	2	1	1	0	1	1 11
Fletcher	2-2	1-1	0-1	0-4	4	2	5	0	1	0	0	0 13
Nelson	1-1	1-1	0-0	0-0	0	3	0	0	0	0	0	0 3
Thomas	3-3	1-1	2-2	0-2	2	2	9	2	2	0	1	1 19
Gamble	0-1	0-1	0-0	0-1	1	0	0	2	0	0	0	0+ 3
Brady	1-2	1-2	0-0	0-0	0	0	3	0	0	0	0	0 3
Hopkins	4-7	0-2	1-2	1-3	4	2	9	3	2	2	0	1 18
King	0-2	0-1	0-0	0-3	3	0	0	1	0	0	0	0 5
Mills	0-0	0-0	0-0	1-0	1	0	0	0	0	0	0	0 3
Team				0-0	0							
Totals		29-49	5-14	28-34	9-37	46	18	91	19	18	3	8 200

FG%	1st Hlf	15-26	57.7%	2nd Hlf	14-23	60.9%	Game	29-59	59.2%
3FG%	1st Hlf	3-8	37.5%	2nd Hlf	2-6	33.3%	Game	5-14	35.7%
FT%	1st Hlf	12-16	75.0%	2nd Hlf	16-18	88.9%	Game	28-34	82.4%

deadball rebounds: 1

UT Martin	35	30	65
Colorado	45	46	91

Officials: Tom O'Neill, Randy McCall, Frank Harvey III
 Technicals: none.
 Attendance: 8408. Fouled out: none.

Game #5 (Nov. 18)
Arkansas State at RV/RV Colorado
Boulder, Colo.

ARKANSAS STATE (2-2)

Player	FGs	3-pt	FT	O-D-	R	F	TP	A	TO	B	S	Min
Van Slyke	f	5-10	0-1	5-5	2-4	6	5	15	0	1	2	0 27
Washington	f	4-9	0-0	1-1	1-1	1	4	9	0	1	0	0 25
Reed	g	7-16	4-9	3-4	0-5	5	2	21	4	4	0	1 34
Johnsel	g	0-6	0-3	0-0	0-2	2	3	0	5	0	0	0 23
Johnson III	g	8-11	3-5	6-9	0-5	5	2	25	1	3	0	1 31
Golden	0-2	0-0	0-0	0-1	1	0	0	1	1	0	0	0 21
Dickerson	0-1	0-1	0-0	0-1	1	0	0	0	1	0	0	0 10
Downs	0-1	0-0	0-0</									

Game #7 (Nov. 24)
Harvard at RV/RV Colorado
Boulder, Colo.

HARVARD (1-3)

Player	FGs	3-pt	FT	O-D-	R	F	TP	A	TO	B	S	Min
Moundou-Missi f	4-5	0-0	5-7	1-8	9	3	13	1	0	2	2	32
Casey f	4-13	1-2	2-2	1-2	3	4	11	2	1	1	1	19
Rivard g	3-11	2-9	2-2	0-3	3	2	10	1	1	0	1	37
Chambers g	5-12	2-6	0-2	1-2	3	1	12	4	2	0	1	34
Saunders g	3-10	1-3	0-0	3-3	6	2	7	2	0	0	2	31
Edosomwan f	1-3	0-0	0-0	1-0	1	2	2	0	1	0	0	5
Curry	2-5	1-3	0-0	1-1	2	2	5	3	4	0	1	27
Travis	1-3	0-0	0-0	1-1	2	1	2	0	1	0	2	15
Team			0-0									
Totals	23-62	7-23	9-13	9-20	29	17	62	13	10	3	10	200

FG%	1st Hlf	15-28	53.6%	2nd Hlf	8-34	23.5%	Game	23-62	37.1%
3FG%	1st Hlf	6-12	50.0%	2nd Hlf	1-11	9.1%	Game	7-23	30.4%
FT%	1st Hlf	6-9	66.7%	2nd Hlf	3-4	75.0%	Game	9-13	69.2%
deadball rebounds:	1								

COLORADO (6-1)

Player	FGs	3-pt	FT	O-D-	R	F	TP	A	TO	B	S	Min
Gordon f	2-6	0-0	1-2	4-7	11	1	5	2	4	3	0	29
Johnson f	4-7	3-4	0-0	1-5	6	4	11	1	2	0	1	28
Scott f	3-5	0-0	6-8	3-8	11	3	12	2	1	2	0	24
Booker g	5-15	0-3	2-2	0-1	1	0	12	3	1	0	0	27
Dinwiddie g	5-9	4-7	3-4	0-4	4	1	17	2	2	0	0	35
Talton	3-5	1-2	2-3	3-2	5	1	9	2	3	0	0	18
Fletcher	2-3	0-1	0-0	1-0	1	1	4	0	0	0	0	16
Thomas	0-2	0-2	0-0	0-3	3	2	0	0	1	0	0	11
Hopkins	0-1	0-0	0-0	1-1	2	1	0	0	1	1	1	11
King	0-0	0-0	0-0	0-0	0	0	0	0	0	0	0	1
Team			0-2									
Totals	24-53	8-19	14-19	13-33	46	11	70	12	15	6	2	200

FG%	1st Hlf	11-26	42.3%	2nd Hlf	13-27	48.1%	Game	24-53	45.3%
3FG%	1st Hlf	4-10	40.0%	2nd Hlf	4-9	44.4%	Game	8-19	42.1%
FT%	1st Hlf	4-6	66.7%	2nd Hlf	10-13	76.9%	Game	14-19	73.7%
deadball rebounds:	1								

Harvard	42	20	62
Colorado	30	40	70

Officials: Gregory Nixon, Darron George, Ryan McDaniel
 Technicals: none.
 Attendance: 9770. Fouled out: none.

Game #10 (Dec. 7)
6/7 Kansas at RV/RV Colorado
Boulder, Colo.

KANSAS (6-2)

Player	FGs	3-pt	FT	O-D-	R	F	TP	A	TO	B	S	Min
Black f	0-0	0-0	0-0	0-0	0	3	0	0	0	0	0	3
Ellis f	5-6	0-0	0-0	3-5	8	3	10	3	1	0	0	31
Mason g	3-9	1-5	4-7	0-3	3	2	11	4	2	0	0	34
Selden Jr. g	3-6	1-3	0-1	1-3	4	3	7	0	1	0	0	20
Wiggins g	7-11	1-3	7-9	1-4	5	4	22	0	2	1	0	28
White III	0-1	0-1	0-0	0-0	0	1	0	0	0	0	0	4
Tharpe	3-5	2-4	0-0	0-1	1	2	8	2	0	0	0	28
Greene	0-1	0-1	0-0	0-0	0	0	0	0	0	0	0	4
Embiid	4-7	0-0	2-3	1-3	4	5	10	2	4	1	3	28
Frankamp	0-3	0-3	0-0	0-0	0	1	0	0	1	0	0	4
Traylor	1-1	0-0	0-0	1-5	6	2	2	0	1	3	0	13
Lucas	1-1	0-0	0-0	0-1	1	0	2	0	0	0	0	3
Team			1-0									
Totals	27-51	5-20	13-20	8-25	33	26	72	11	14	5	3	200

FG%	1st Hlf	12-26	46.2%	2nd Hlf	15-25	60.0%	Game	27-51	52.9%
3FG%	1st Hlf	3-14	21.4%	2nd Hlf	2-6	33.3%	Game	5-20	25.0%
FT%	1st Hlf	3-6	50.0%	2nd Hlf	10-14	71.4%	Game	13-20	65.0%
deadball rebounds:	6								

COLORADO (9-1)

Player	FGs	3-pt	FT	O-D-	R	F	TP	A	TO	B	S	Min
Johnson f	4-9	1-2	5-8	2-4	6	0	14	0	1	0	3	33
Scott f	6-9	0-0	2-2	2-2	4	2	14	2	0	0	0	28
Booker g	5-12	3-6	2-6	1-2	3	3	15	0	1	0	1	33
Hopkins g	1-4	1-3	0-0	0-4	4	4	3	3	2	0	1	27
Dinwiddie g	3-8	1-5	8-10	0-1	1	4	15	7	1	1	0	31
Talton	0-3	0-2	0-0	0-1	1	0	0	0	0	0	0	9
Fletcher	2-3	1-2	2-5	2-0	2	0	7	0	0	0	1	11
Thomas	0-3	0-2	3-6	3-1	4	1	3	1	1	0	0	16
King	0-2	0-0	0-0	1-1	2	1	0	0	0	0	1	2
Mills	2-3	0-0	0-0	2-1	3	1	4	0	0	0	0	10
Team			2-0									
Totals	23-56	7-22	22-37	15-17	32	16	75	13	8	1	7	200

FG%	1st Hlf	10-25	40.0%	2nd Hlf	13-31	41.9%	Game	23-56	41.1%
3FG%	1st Hlf	2-10	20.0%	2nd Hlf	5-12	41.7%	Game	7-22	31.8%
FT%	1st Hlf	11-19	57.9%	2nd Hlf	11-18	61.1%	Game	22-37	59.5%
deadball rebounds:	2								

Kansas	30	42	72
Colorado	33	42	75

Officials: Mark Whitehead, Larry Spaulding, Darron George
 Technicals: none.
 Attendance: 11113. Fouled out: Embiid.

Game #8 (Nov. 30)
RV/RV Colorado at Air Force
USAF, Colo.

COLORADO (7-1)

Player	FGs	3-pt	FT	O-D-	R	F	TP	A	TO	B	S	Min
Gordon f	1-4	0-0	4-8	3-0	3	1	6	2	0	2	0	24
Johnson f	5-6	0-1	1-1	3-5	8	1	11	2	0	0	0	23
Scott f	5-10	0-0	6-6	5-8	13	2	16	2	0	0	1	25
Booker g	5-13	3-7	0-0	0-2	2	0	13	0	2	0	1	22
Dinwiddie g	3-5	1-3	0-0	0-0	0	1	7	5	3	0	2	24
Talton	0-2	0-1	2-2	1-1	2	3	2	4	0	0	1	16
Stalzer	0-0	0-0	0-0	0-0	0	0	0	0	1	0	0	5
Fletcher	0-2	0-2	0-0	0-0	0	4	0	0	1	1	0	10
Nelson	0-0	0-0	0-0	0-3	3	1	0	0	0	0	0	4
Thomas	2-3	0-0	3-3	1-2	3	3	7	1	3	0	0	13
Gamble	1-2	1-2	0-2	1-1	1	0	3	0	1	0	0	3
Brady	0-1	0-1	0-0	0-0	0	1	0	1	1	0	0	3
Hopkins	3-6	3-5	0-0	0-0	0	2	9	2	0	0	0	16
King	2-3	1-2	0-0	0-4	4	2	5	0	0	0	0	7
Mills	0-1	0-0	2-2	1-1	2	0	2	0	0	0	0	5
Team			0-1									
Totals	23-62	7-23	9-13	9-20	29	17	62	13	10	3	10	200

FG%	1st Hlf	12-26	46.2%	2nd Hlf	15-32	46.9%	Game	27-58	46.6%
3FG%	1st Hlf	5-13	38.5%	2nd Hlf	4-11	36.4%	Game	9-24	37.5%
FT%	1st Hlf	5-8	62.5%	2nd Hlf	13-16	81.3%	Game	18-24	75.0%
deadball rebounds:	2								

AIR FORCE (3-4)

Player	FGs	3-pt	FT	O-D-	R	F	TP	A	TO	B	S	Min
Olesinski f	3-8	1-5	1-2	1-1	2	2	8	2	1	0	2	30
Hammonds f	2-5	0-1	3-6	0-2	2	5	7	0	2	0	0	21
Parker c	1-2	0-0	0-0	2-1	3	4	2	1	1	1	0	20
Coggins g	6-13	2-7	4-4	0-4	4	1	18	2	7	1	0	34
Yon g	2-6	1-3	0-0	0-0	0	0	5	1	1	0	0	25
Kocur	2-4	2-4	2-2	0-3	3	1	8	2	1	0	0	14
Jorgensen	0-2	0-1	1-2	1-2	3	1	1	2	0	0	0	12
Adler	0-0	0-0	0-0	0-0	0	0	0	0	0	0	0	2
Long	0-0	0-0	0-0	0-1	1	0	0	0	1	0	0	8
Graham	1-2	0-0	0-1	0-1	1	0	2	1	0	1	1	15
Moer	2-4	0-1	2-2	0-0	0	3	6	0	2	1	0	12
Michael	0-0	0-0	0-0	0-0	0	1	0	1	0	0	0	4
Kammerer	0-0	0-0	0-0	1-1	0	0	0	0	0	1	3	
Team			0-5									
Totals	19-46	6-22	13-19	4-21	25	18	57	12	18	4	4	200

FG%	1st Hlf	9-22	40.9%	2nd Hlf	10-24	41
-----	---------	------	-------	---------	-------	----

Game #13 (Dec. 28)
Georgia vs. 21/24 Colorado
Boulder, Colo.

GEORGIA (6-5)

Player	FGs	3-pt	FT	O-D-	R	F	TP	A	TO	B	S	Min	
Thomton	f	3-5	0-0	3-5	3-0	3	4	9	0	1	0	0	22
Williams	f	2-4	0-0	0-0	2-1	3	5	4	0	0	0	1	21
Morris	f	5-7	1-1	0-1	0-1	1	2	11	1	1	0	0	22
Mann	g	3-8	1-1	4-8	0-3	3	3	11	3	2	0	3	30
Gaines	g	5-12	2-4	0-0	1-1	2	0	12	1	1	1	3	30
Parker	g	3-5	0-0	1-2	0-0	1	7	1	0	0	0	0	20
Dixon	0-0	0-0	0-0	0-0	0	3	0	0	1	0	0	0	8
Echols	0-0	0-0	0-0	0-1	1	0	0	0	0	0	0	0	4
Forté	1-2	0-0	0-0	2-3	5	1	2	0	3	0	0	0	5
Geno	0-0	0-0	0-0	0-0	0	0	0	0	0	0	0	0	5
Cannon	1-3	0-0	0-0	0-0	0	1	2	0	1	0	0	0	7
Djurisic	5-10	1-2	1-2	2-2	4	4	12	1	0	0	0	2	26
Team				0-0	0								
Totals		28-56	5-8	9-18	10-12	22	24	70	7	10	1	9	200

FG%	1st Hlf	14-29	48.3%	2nd Hlf	14-27	51.9%	Game	28-56	50.0%
3FG%	1st Hlf	4-6	66.7%	2nd Hlf	1-2	50.0%	Game	5-8	62.5%
FT%	1st Hlf	3-8	37.5%	2nd Hlf	6-10	60.0%	Game	9-18	50.0%
deadball rebounds:		5							

COLORADO (11-2)

Player	FGs	3-pt	FT	O-D-	R	F	TP	A	TO	B	S	Min	
Gordon	f	3-3	0-0	4-4	2-4	6	2	10	1	2	1	1	26
Johnson	f	5-10	3-6	0-0	1-3	4	2	13	1	2	0	1	26
Scott	f	3-5	0-0	8-8	5-8	13	4	14	1	2	1	1	30
Booker	g	7-12	2-4	3-3	0-0	0	1	19	4	2	0	1	31
Dinwiddie	g	4-5	2-3	7-7	0-1	1	2	17	2	3	0	1	30
Talton	0-3	0-2	0-0	0-1	1	1	0	0	0	0	0	0	9
Stalzer	0-0	0-0	0-0	0-0	0	0	0	0	1	0	0	0	1
Fletcher	0-3	0-2	2-2	0-1	1	0	2	1	0	0	0	0	13
Nelson	0-0	0-0	0-0	0-0	0	0	0	0	0	0	0	0	1
Thomas	1-1	0-0	2-2	2-2	4	1	4	1	1	1	0	1	10
Gamble	0-0	0-0	0-0	0-1	1	0	0	0	0	0	0	0	1
Hopkins	2-7	1-3	0-0	2-1	3	3	5	0	0	0	0	1	18
King	0-0	0-0	0-0	0-0	0	0	0	0	0	0	0	0	1
Mills	0-0	0-0	0-0	0-0	0	0	0	0	1	0	0	0	3
Team				0-0	0								
Totals		25-49	8-20	26-26	12-22	34	16	84	11	14	3	6	200

FG%	1st Hlf	14-29	48.3%	2nd Hlf	11-20	55.0%	Game	25-49	51.0%
3FG%	1st Hlf	6-11	54.5%	2nd Hlf	2-9	22.2%	Game	6-22	40.0%
FT%	1st Hlf	12-12	100%	2nd Hlf	14-14	100%	Game	26-26	100%
deadball rebounds:		0							

Georgia	35	35	70
Colorado	46	38	84

Officials: Chris Rastatter, Tony Padilla, Mike Scyphers
 Technicals: none.

Game #16 (Jan. 8)
15/17 Colorado at Washington State
Spokane, Wash.

COLORADO (14-2, 3-0)

Player	FGs	3-pt	FT	O-D-	R	F	TP	A	TO	B	S	Min	
Gordon	f	2-5	0-0	1-2	3-3	6	1	5	0	3	1	0	28
Johnson	f	4-8	0-1	6-10	1-2	3	3	14	1	0	0	0	34
Scott	f	8-12	0-0	3-4	3-6	9	2	19	0	1	1	0	41
Booker	g	2-12	1-4	13-14	0-4	4	3	18	3	1	0	2	38
Dinwiddie	g	2-5	1-3	1-4	0-2	2	1	6	2	0	0	2	38
Talton	1-3	1-2	0-0	0-4	4	0	3	2	0	0	0	1	16
Fletcher	1-3	0-2	2-2	0-2	2	0	4	0	0	0	1	0	9
Thomas	1-1	0-0	0-0	0-0	0	2	0	0	0	0	0	0	5
Hopkins	0-1	0-1	0-2	0-2	2	3	0	0	0	0	0	0	15
King	0-1	0-0	0-0	0-0	0	0	0	0	0	0	0	0	1
Team				0-2	2								
Totals		21-51	3-13	26-38	7-27	34	13	71	8	6	3	5	225

FG%	1st Hlf	8-20	40.0%	2nd Hlf	8-23	34.8%	OT	5-8	62.5%	Game	21-51	41.2%
3FG%	1st Hlf	0-5	0.0%	2nd Hlf	3-8	37.5%	OT	0-0	0.0%	Game	3-13	23.1%
FT%	1st Hlf	12-14	85.7%	2nd Hlf	9-16	56.3%	OT	5-8	62.5%	Game	26-38	68.4%
deadball rebounds:		7										

WASHINGTON STATE (7-8, 0-3)

Player	FGs	3-pt	FT	O-D-	R	F	TP	A	TO	B	S	Min	
Shelton	f	6-11	1-3	1-1	0-12	12	3	14	3	2	0	0	38
Railey	c	0-3	0-0	0-0	0-0	0	2	0	1	1	0	0	7
Kerich-Drew	g	8-12	6-8	2-2	2-2	4	4	24	0	2	1	0	42
Woolfride	g	4-14	2-4	0-0	0-3	3	3	10	11	1	0	3	42
Inrebourg	g	4-9	2-5	0-0	0-0	0	4	10	0	2	0	0	21
Johnson	2-3	2-3	0-0	1-3	4	1	6	0	2	0	0	0	25
Dilorio	0-1	0-0	0-0	1-0	1	1	0	0	0	0	0	0	9
Longrus	2-5	0-0	0-0	0-4	4	4	4	2	0	1	1	3	31
Hawkinson	1-2	0-0	0-0	1-2	3	0	2	0	0	0	0	0	10
Team				0-4	4								
Total		27-60	13-23	3-3	5-28	33	22	70	17	11	2	4	225

FG%	1st Hlf	13-27	48.1%	2nd Hlf	8-23	34.8%	OT	6-10	60.0%	Game	27-60	45.0%
3FG%	1st Hlf	7-11	63.6%	2nd Hlf	4-8	50.0%	OT	2-4	50.0%	Game	13-23	56.5%
FT%	1st Hlf	1-1	100%	2nd Hlf	2-2	100%	OT	0-0	0.0%	Game	3-3	100%
deadball rebounds:		0										

Colorado	28	28	15	71
Washington State	34	22	14	70

Officials: Chris Rastatter, Rick Batsell, Scott Brown
 Technicals: none.
 Attendance: 3122. Fouled out: none.

Game #14 (Jan. 2)
Oregon State vs. 20/24 Colorado
Boulder, Colo.

OREGON STATE (8-5, 0-1)

Player	FGs	3-pt	FT	O-D-	R	F	TP	A	TO	B	S	Min	
Collier	f	3-7	0-0	2-3	4-4	8	2	8	2	3	1	0	22
Brandt	f	2-7	0-2	0-0	2-3	5	5	4	1	0	0	0	24
Barton	g	0-4	0-1	0-0	0-0	0	1	0	0	2	0	0	13
Morris-Walker	g	2-2	2-2	0-0	1-3	4	3	6	0	1	0	0	19
Nelson	g	5-14	3-5	10-10	0-3	3	0	23	2	3	0	0	32
Robbins	0-2	0-0	0-0	0-0	0	0	0	0	0	0	0	0	1
Cooke	1-2	1-2	1-2	0-0	0	3	4	3	1	0	0	2	23
N'diaye	0-0	0-0	0-0	0-1	1	0	0	0	0	0	0	0	0+
Duvivier	2-3	2-2	0-0	0-0	0	6	0	0	0	0	0	0	12
Gomis	2-3	0-0	0-0	2-2	4	4	4	0	3	0	0	0	17
Moreland	1-3	0-0	0-0	3-7	10	1	2	1	4	1	0	0	27
Schaftenaar	0-1	0-1	0-0	0-1	1	1	0	0	0	0	0	0	3
Reid	0-0	0-0	1-2	0-0	0	0	1	1	0	0	0	0	7
Team				0-1	1								
Totals		18-48	8-15	14-17	12-25	37	20	58	10	17	2	3	200

FG%	1st Hlf	8-23	34.8%	2nd Hlf	10-25	40.0%	Game	18-48	37.5%
3FG%	1st Hlf	3-4	75.0%	2nd Hlf	5-11	45.5%	Game	8-15	53.3%
FT%	1st Hlf	4-5	80.0%	2nd Hlf	10-12	83.3%	Game	14-17	82.4%
deadball rebounds:		0							

COLORADO (12-2, 1-0)

Player	FGs	3-pt	FT	O-D-	R	F	TP	A	TO	B	S	Min	
Gordon	f	2-4	0-0	1-2	2-0	2	3	5	0	0	2	0	20
Johnson	f	3-10	0-3	3-5	2-7	9	1	9	0	1	1	0	33
Scott	f	5-11	0-0	3-6	2-7	10	1	13	0	2	3	1	37
Booker	g	3-10	1-5	6-6	1-3	4	1	13	2	1	0	4	31
Dinwiddie	g	2-9	2-7	3-4	0-3	3	4	9	5	1	0	3	34
Talton	1-2	0-1	0-0	2-0	2	1	2	1	0	0	1	1	13
Thomas	0-1	0-0	0-2	1-1	2	2	0	0	0	0	0	0	11
Hopkins	5-8	2-4	1-2	1-0	1	2	13	0	2	0	0	0	21
Team				1-0	1								
Totals		21-55	5-20	17-27	13-21	34	15	64	10	7	6	9	200

FG%	1st Hlf	9-26	34.6%	2nd Hlf	12-29	41.4%	Game	21-55	38.2%
3FG%	1st Hlf	4-13	30.8%	2nd Hlf	1-7	14.3%	Game	5-20	25.0%
FT%	1st Hlf	6-10	60.0%	2nd Hlf	11-17	64.7%	Game	17-27	63.0%
deadball rebounds:		5							

Oregon State	23	35	58
Colorado	28	36	64

Officials: Mike Reed, SirAllen Conner, Tom Nally
 Technicals: none.
 Attendance: 9851. Fouled out: Brandt.

Game #17 (Jan. 12)
15/17 Colorado at Washington
Seattle, Wash.

COLORADO (14-3, 3-1)

Player	FGs	3-pt	FT	O-D-	R	F	TP	A	TO	B	S	Min	
Gordon	f	5-7	0-0	1-2	7-6	13	1	11	0	2	4	0	27
Johnson	f	3-6	1-2	1-2	3-3								

Game #19 (Jan. 18)
USC at 21/22 Colorado
Boulder, Colo.

USC (9-9, 0-5)

Player	FGs	3-pt	FT	O-D-	R	F	TP	A	TO	B	S	Min
Jovanovic	f	1-4	0-2	0-0	1-0	1	1	2	2	2	0	15
Oraby	f	6-9	0-0	4-4	3-3	6	5	16	0	1	1	24
Howard	g	2-8	0-3	1-1	0-1	1	1	5	3	1	0	33
Jacobs	g	0-3	0-2	4-4	0-3	3	0	4	2	1	0	3
Wesley	g	3-14	0-1	3-4	0-4	4	1	9	2	1	1	29
Prince		1-2	0-0	2-2	0-0	0	0	4	0	0	0	5
Bryan		0-0	0-0	0-0	0-0	0	0	0	0	1	0	0+
Dukes		1-2	0-1	0-0	0-0	0	1	2	0	0	0	8
Gavrilovic		1-2	0-1	0-0	0-1	1	2	2	0	1	0	18
Taylor		0-2	0-1	0-0	0-1	1	1	0	0	0	0	4
Terrell		5-9	4-5	2-2	1-2	3	1	16	0	3	1	24
Munoz		0-0	0-0	0-0	0-0	0	0	0	0	0	0	2
Haley		1-2	0-0	0-0	0-2	2	2	2	0	0	0	13
Team					0-1	1						
Totals		21-57	4-16	16-17	5-18	23	16	62	9	11	3	200

FG%	1st Hlf	8-26	30.8%	2nd Hlf	13-31	41.9%	Game 21-57	36.8%
3FG%	1st Hlf	1-8	12.5%	2nd Hlf	3-8	37.5%	Game 4-16	25.0%
FT %	1st Hlf	6-6	100%	2nd Hlf	10-11	90.9%	Game 16-17	94.1%
deadball rebounds: 0								

COLORADO (15-4, 4-2)

Player	FGs	3-pt	FT	O-D-	R	F	TP	A	TO	B	S	Min
Gordon	f	2-3	1-2	0-0	4-4	8	1	5	2	2	5	22
Johnson	f	4-9	1-1	1-1	0-1	1	0	10	0	0	1	23
Scott	f	8-13	0-0	4-4	2-5	7	1	20	0	0	2	24
Booker	g	3-5	1-2	6-6	0-4	4	1	13	6	2	1	25
Hopkins	g	3-7	0-3	4-4	0-3	3	1	0	0	0	2	20
Talton		1-3	0-2	0-0	0-2	2	2	2	3	0	0	18
Stalzer		1-3	1-1	1-2	1-5	6	0	4	1	2	0	20
Nelson		0-0	0-0	0-0	0-0	0	0	0	0	0	0	0+
Thomas		3-4	0-1	1-3	1-1	2	4	7	0	3	0	18
Gamble		1-1	1-1	0-0	0-0	0	0	3	0	0	0	3
King		1-6	1-3	2-2	1-1	2	4	5	3	0	0	16
Mills		2-3	0-0	0-0	1-4	5	1	4	0	1	1	11
Team					1-2	3						
Total		29-57	6-16	19-22	11-32	43	15	83	15	12	10	8

FG%	1st Hlf	15-31	48.4%	2nd Hlf	14-26	53.8%	Game 29-57	50.9%
3FG%	1st Hlf	3-10	30.0%	2nd Hlf	3-6	50.0%	Game 6-16	37.5%
FT %	1st Hlf	7-7	100%	2nd Hlf	12-15	80.0%	Game 19-22	86.4%
deadball rebounds: 2								

USC	23	39	62
Colorado	40	43	83

Officials: Mike Reed, Tommy Nunez, Deldre Carr
 Technicals: USC-TEAM.
 Attendance: 9583. Fouled out: Oraby.

2013-2014 Colorado Basketball
Colorado Combined Team Statistics (as of Jan 18, 2014)
All games

RECORD:	OVERALL	HOME	AWAY	NEUTRAL
ALL GAMES	15-4	12-1	3-1	0-2
CONFERENCE	4-2	3-1	1-1	0-0
NON-CONFERENCE	11-2	9-0	2-0	0-2

#	Player	gp-gs	min	avg	Total		3-Point		F-Throw		Rebounds				pf	dq	a	to	blk	stl	pts	avg
					fg-fga	fg%	3fg-fga	3fg%	ft-fga	ft%	off	def	tot	avg								
40	Scott, Josh	19-19	566	29.8	88-158	.557	0-0	.000	95-115	.826	58	115	173	9.1	35	0	12	20	23	15	271	14.3
00	Booker, Askia	19-19	532	28.0	85-213	.399	27-83	.325	59-71	.831	9	49	58	3.1	37	0	44	38	2	24	256	13.5
25	Dinwiddie, Spencer	17-17	529	31.1	61-131	.466	26-63	.413	102-119	.857	8	44	52	3.1	32	0	64	30	4	26	250	14.7
02	Johnson, Xavier	17-17	470	27.6	57-121	.471	12-38	.316	38-61	.623	27	71	98	5.8	32	2	15	28	7	15	164	9.6
01	Gordon, Wesley	17-17	434	25.5	39-78	.500	1-5	.200	33-56	.589	45	66	111	6.5	29	0	19	32	28	8	112	6.6
23	Hopkins, Jaron	19-6	335	17.6	38-91	.418	12-39	.308	15-31	.484	12	33	45	2.4	43	1	18	20	2	14	103	5.4
13	Thomas, Dustin	19-0	247	13.0	24-55	.436	3-16	.188	21-38	.553	23	26	49	2.6	41	0	11	21	1	2	72	3.8
03	Talton, Xavier	19-0	294	15.5	24-68	.353	7-32	.219	12-17	.706	9	23	32	1.7	31	0	30	21	1	11	67	3.5
10	Fletcher, Tre'Shaun	16-0	163	10.2	20-46	.435	5-25	.200	11-17	.647	12	17	29	1.8	22	0	4	9	4	4	56	3.5
24	King, George	17-0	98	5.8	10-30	.333	4-15	.267	12-19	.632	5	27	32	1.9	11	0	5	7	1	4	36	2.1
32	Mills, Ben	13-0	55	4.2	8-14	.571	0-0	.000	6-8	.750	6	9	15	1.2	5	0	1	4	1	0	22	1.7
05	Stalzer, Eli	11-0	69	6.3	3-12	.250	1-5	.200	4-6	.667	3	8	11	1.0	5	0	4	7	0	2	11	1.0
14	Gamble, Beau	7-0	11	1.6	2-5	.400	2-5	.400	0-2	.000	0	5	5	0.7	1	0	5	1	0	0	6	0.9
15	Brady, Brett	4-0	10	2.5	2-4	.500	2-4	.500	0-0	.000	1	0	1	0.3	1	0	1	1	0	0	6	1.5
12	Nelson, Kevin	7-0	12	1.7	1-2	.500	1-2	.500	0-0	.000	0	4	4	0.6	2	0	0	0	0	0	3	0.4
	Team										14	15	29				8					
	Total.....	19	3825		462-1028	.449	103-332	.310	408-560	.729	232	512	744	39.2	327	3	233	247	74	125	1435	75.5
	Opponents.....	19	3825		456-1081	.422	145-394	.368	231-334	.692	169	411	580	30.5	420	-	230	250	52	119	1288	67.8

TEAM STATISTICS	COLO	OPP	Date	Opponent	Score	Att.
SCORING	1435	1288	^	11/08/13	vs Baylor	L 60-72 5207
Points per game	75.5	67.8		11/10/13	UT MARTIN	w 91-65 8408
Scoring margin	+7.7	-		11/13/13	WYOMING	w 63-58 9429
FIELD GOALS-ATT	462-1028	456-1081		11/16/13	JACKSON STATE	w 94-70 9042
Field goal pct	.449	.422		11/18/13	ARKANSAS STATE	w 93-70 8204
3 POINT FG-ATT	103-332	145-394		11/21/13	SANTA BARBARA	w 76-68 8488
3-point FG pct	.310	.368		11/24/13	HARVARD	w 70-62 9770
3-pt FG made per game	5.4	7.6		11/30/13	at Air Force	w 81-57 5394
FREE THROWS-ATT	408-560	231-334		12/03/13	at Colorado State	w 67-62 8268
Free throw pct	.729	.692		12/07/13	KANSAS	w 75-72 11113
F-Throws made per game	21.5	12.2		12/13/13	ELON	w 80-63 8831
REBOUNDS	744	580	#	12/21/13	vs Oklahoma State	L 73-78 5207
Rebounds per game	39.2	30.5		12/28/13	GEORGIA	w 84-70 10848
Rebounding margin	+8.6	-	*	01/02/14	OREGON STATE	w 64-58 9851
ASSISTS	233	230	*	01/05/14	OREGON	w 100-91 10398
Assists per game	12.3	12.1	*	01/08/14	at Washington State	Wot 71-70 3122
TURNOVERS	247	250	*	01/12/14	at Washington	L 54-71 6742
Turnovers per game	13.0	13.2	*	01/16/14	UCLA	L 56-69 10802
Turnover margin	+0.2	-	*	01/18/14	USC	w 83-62 9583
Assist/turnover ratio	0.9	0.9				
STEALS	125	119	^			Dallas, Texas (American Airlines Center)
Steals per game	6.6	6.3	#			Las Vegas, Nev. (MGM Grand Garden Arena)
BLOCKS	74	52	*			Pac-12 Conference
Blocks per game	3.9	2.7				
ATTENDANCE	124767	33940				
Home games-Avg/Game	13-9597	4-5882				
Neutral site-Avg/Game	-	2-5207				

Score by Periods	1st	2nd	OT	Totals
Colorado	655	765	15	1435
Opponents	596	678	14	1288

2013-2014 Colorado Basketball
Colorado Combined Team Statistics (as of Jan 18, 2014)
Conference games

RECORD:	OVERALL	HOME	AWAY	NEUTRAL
ALL GAMES	4-2	3-1	1-1	0-0
CONFERENCE	4-2	3-1	1-1	0-0
NON-CONFERENCE	0-0	0-0	0-0	0-0

#	Player	gp-gs	min	avg	Total		3-Point		F-Throw		Rebounds				pf	dq	a	to	blk	stl	pts	avg
					fg-fga	fg%	3fg-fga	3fg%	ft-fta	ft%	off	def	tot	avg								
40	Scott, Josh	6-6	195	32.5	37-65	.569	0-0	.000	27-33	.818	15	38	53	8.8	8	0	1	6	13	2	101	16.8
00	Booker, Askia	6-6	183	30.5	23-63	.365	9-23	.391	37-43	.860	2	23	25	4.2	13	0	18	11	1	8	92	15.3
02	Johnson, Xavier	6-6	182	30.3	21-49	.429	2-10	.200	14-21	.667	11	23	34	5.7	9	0	3	10	4	1	58	9.7
25	Dinwiddie, Spencer	4-4	124	31.0	11-27	.407	6-15	.400	17-22	.773	1	8	9	2.3	9	0	15	7	0	6	45	11.3
23	Hopkins, Jaron	6-2	118	19.7	14-33	.424	3-15	.200	6-10	.600	2	8	10	1.7	13	0	4	8	1	6	37	6.2
01	Gordon, Wesley	6-6	151	25.2	13-27	.481	1-3	.333	5-10	.500	22	20	42	7.0	10	0	4	14	15	3	32	5.3
03	Talton, Xavier	6-0	99	16.5	7-22	.318	1-11	.091	5-8	.625	3	8	11	1.8	9	0	11	8	0	5	20	3.3
13	Thomas, Dustin	6-0	69	11.5	5-9	.556	0-1	.000	2-9	.222	5	6	11	1.8	12	0	3	4	0	0	12	2.0
10	Fletcher, Tre'Shaun	3-0	24	8.0	3-8	.375	0-5	.000	5-5	1.000	0	4	4	1.3	2	0	0	1	1	0	11	3.7
05	Stalzer, Eli	4-0	42	10.5	3-9	.333	1-3	.333	1-2	.500	2	8	10	2.5	4	0	2	4	0	0	8	2.0
24	King, George	4-0	20	5.0	1-7	.143	1-3	.333	2-2	1.000	1	2	3	0.8	4	0	3	0	0	2	5	1.3
32	Mills, Ben	4-0	15	3.8	2-3	.667	0-0	.000	0-0	.000	1	4	5	1.3	1	0	0	2	1	0	4	1.0
14	Gamble, Beau	2-0	3	1.5	1-1	1.000	1-1	1.000	0-0	.000	0	0	0	0.0	0	0	0	0	0	0	3	1.5
12	Nelson, Kevin	2-0	0	0.0	0-0	.000	0-0	.000	0-0	.000	0	0	0	0.0	0	0	0	0	0	0	0	0.0
	Team											3	5	8				3				
	Total.....	6	1225		141-323	.437	25-90	.278	121-165	.733	68	157	225	37.5	94	0	64	78	36	33	428	71.3
	Opponents.....	6	1225		151-364	.415	49-124	.395	70-88	.795	65	132	197	32.8	117	-	79	72	16	40	421	70.2

TEAM STATISTICS	COLO	OPP
SCORING	428	421
Points per game	71.3	70.2
Scoring margin	+1.2	-
FIELD GOALS-ATT	141-323	151-364
Field goal pct	.437	.415
3 POINT FG-ATT	25-90	49-124
3-point FG pct	.278	.395
3-pt FG made per game	4.2	8.2
FREE THROWS-ATT	121-165	70-88
Free throw pct	.733	.795
F-Throws made per game	20.2	11.7
REBOUNDS	225	197
Rebounds per game	37.5	32.8
Rebounding margin	+4.7	-
ASSISTS	64	79
Assists per game	10.7	13.2
TURNOVERS	78	72
Turnovers per game	13.0	12.0
Turnover margin	-1.0	-
Assist/turnover ratio	0.8	1.1
STEALS	33	40
Steals per game	5.5	6.7
BLOCKS	36	16
Blocks per game	6.0	2.7
ATTENDANCE	40634	9864
Home games-Avg/Game	4-10158	2-4932
Neutral site-Avg/Game	-	0-0

Date	Opponent	Score	Att.
* 01/02/14	OREGON STATE	w 64-58	9851
* 01/05/14	OREGON	w 100-91	10398
* 01/08/14	at Washington State	Wot 71-70	3122
* 01/12/14	at Washington	L 54-71	6742
* 01/16/14	UCLA	L 56-69	10802
* 01/18/14	USC	w 83-62	9583

^ = Dallas, Texas (American Airlines Center)
= Las Vegas, Nev. (MGM Grand Garden Arena)
* = Pac-12 Conference

Score by Periods	1st	2nd	OT	Totals
Colorado	198	215	15	428
Opponents	184	223	14	421

RADIO/TV CHART



#0 Askia Booker
Guard • Junior • 6-2 • 170
Los Angeles, Calif.



#1 Wesley Gordon
Forward • Redshirt-Freshman • 6-9 • 225
Colorado Springs, Colo.



#2 Xavier Johnson
Guard/Forward • Sophomore • 6-7 • 220
Los Angeles, Calif.



#3 Xavier Talton
Guard • Sophomore • 6-2 • 180
Sterling, Colo.




#5 Eli Stalzer
Guard • Sophomore • 6-3 • 190
Brea, Calif.



#10 Tre'Shaun Fletcher
Guard/Forward • Freshman • 6-7 • 200
Tacoma, Wash.




#12 Kevin Nelson
Guard • Senior • 6-2 • 185
Albuquerque, N.M.



#13 Dustin Thomas
Forward • Freshman • 6-7 • 220
Texarkana, Texas



#14 Beau Gamble
Guard • Senior • 6-0 • 180
Boulder, Colo.




#23 Jaron Hopkins
Guard • Freshman • 6-5 • 190
Mesa, Ariz.



#24 George King
Guard/Forward • Freshman • 6-5 • 208
San Antonio, Texas



#25 Spencer Dinwiddie
Guard • Junior • 6-6 • 200
Woodland Hills, Calif.



#32 Ben Mills
Guard • Senior • 7-0 • 230
Hartland, Wis.



#40 Josh Scott
Forward • Sophomore • 6-10 • 245
Monument, Colo.